

## RADFORD

## Winthrop Eagles

2024-25 Record: 11-5, 1-0 Big South

2023-24 Record: 17-15, 8-8 Big South

Head Coach: Mark Prosser (4th season/8th overall)

Winthrop/Career Record: 66-46/108-122

Big South Record: 33-18



## Radford Highlanders

2024-25 Record: 10-6, 0-1 Big South

2023-24 Final Record: 16-17, 5-11 Big South

Head Coach: Darris Nichols (4th season/same)

Radford/Career Record: 58-56/same)

Big South Record: 24-27

## WINTHROP



## TIP-INS

- Eagles are in their 47th season of basketball overall and 40th in the Big South Conference
- Looking for first 2-0 start to league for a second straight season and sixth time in the last seven seasons
- Have won two straight meetings, but 2-3 in the last five vs. Radford
- Earned 10 wins prior to league play for first time since 2015-16
- On Nov. 17 the Eagles captured the program's 800th win all-time (807-615)
- The victory was also the 100th career win for head coach Mark Prosser
- Eagles secure a winning record in the month of December with a win for second straight year and 5th time in the last six seasons
- Winthrop is 253-185 all-time in the month of January

## GAME INFORMATION

Game 17: Winthrop at Radford

Jan. 4, 2025 | 4:30 p.m. (EST)

Radford, Va. | Dedmon Center (3,125)

Radio: Winthrop Sports Network

Station: 94.3 FM | WGNC AM1450/101.1FM | ESPN730

Play-by-Play: Mike Pacheco

Analyst: Michael Jenkins

Television: ESPN+

Play-by-Play:

Analyst:

## ---Series History vs. Radford---

Overall..... 42-44

Last Meeting ..... 2/15/24

Result ..... W, 85-69

Current Streak ..... W2

at Dedmon Center ..... 16-22

Streak at Dedmon Center ..... W1

In Overtime ..... 4-0

Most Points (WIN)..... 92 (1/13/24)

Most Points (RAD) ..... 107 (2/6/93)

Prosser vs. Radford ..... 3-2

Prosser at Radford..... 1-1

## 2024-25 Schedule/Results

## 11-5, 1-0 Big South

## NOVEMBER (6-3)

4	Piedmont	W, 125-65
9	Little Rock (Homecoming)	W, 82-67
11	at Virginia Tech (ACCNX)	L, 58-52
15	+ William & Mary	W, 86-85
16	+ Georgia Southern	L, 89-87
17	+ North Carolina Central	W, 77-75
22	at Louisville (ACCNX)	L, 76-61
25	LIU	W, 87-65
27	Averett	W, 99-56

## DECEMBER (4-2)

3	at Queens	W, 86-78
7	Coastal Carolina	W, 96-89
12	+ Bob Jones	W, 103-55
17	at Florida State (ACCNX)	L, 82-64 p.m.
21	Mercer	W, 102-97
29	at Indiana	L, 77-68

## JANUARY (1-0)

2	* USC Upstate	W, 95-76
4	* at Radford	4:30 p.m.
8	* at Gardner-Webb	7:00 p.m.
11	* Longwood	2:00 p.m.
15	* Charleston Southern	6:30 p.m.
18	* at UNC Asheville	2:00 p.m.
25	* at High Point	2:00 p.m.
29	* Presbyterian College	6:30 p.m.

## FEBRUARY (0-0)

1	* Gardner-Webb	2:00 p.m.
5	* at Charleston Southern	7:00 p.m.
8	* at USC Upstate	2:00 p.m.
12	* Radford	6:30 p.m.
15	* High Point	2:00 p.m.
19	* at Presbyterian College	7:00 p.m.
26	* at Longwood	7:00 p.m.

## MARCH (0-0)

1	* UNC Asheville	4:00 p.m.
5-9	# Big South Tournament	TBD

+ (Played at Rock Hill Sports &amp; Events Center - Rock Hill, SC)

\* Big South Conference Game

# Big South Tournament (Freedom Hall - Johnson City, Tenn.)

Games on ESPN+ unless otherwise noted

All Games (EST)

## HOW THEY MATCHUP



85.6	Scoring	74.1
.461	FG%	.440
.307	3FG%	.348
7.7	3FGM PG	7.2
.670	FT%	.726
41.4	Rebounding	38.4
12.2	Assists	12.0
8.6	Steals	6.6
3.5	Blocks	3.5
13.6	Turnovers PG	11.7
74.4	Scoring Defense	71.3
.421	FG% Defense	.425
.337	3FG% Defense	.353
+5.3	Rebound Margin	+5.8
+2.7	Turnover Margin	-0.1
W1	W/L Streak	L2

## PROBABLE STARTERS (ACCORDING TO LAST GAME)

3 JONES III  
Fr. ▸ Guard10 JOHNSON  
Sr. ▸ Guard11 HARRISON  
Sr. ▸ Guard12 DOUCET  
Sr. ▸ Forward4 TALFORD  
Sr. ▸ Forward

MIN. 20.3  
PPG 8.3  
RPG 3.2  
APG 0.6  
FG% 38.1  
3FG% 31.9

MIN. 24.8  
PPG 11.3  
RPG 2.6  
APG 1.5  
FG% 43.3  
3FG% 34.0

MIN. 28.7  
PPG 13.6  
RPG 2.6  
APG 3.6  
FG% 53.1  
3FG% 37.0

MIN. 25.2  
PPG 14.5  
RPG 6.4  
APG 1.1  
FG% 53.4  
3FG% 37.8

MIN. 26.6  
PPG 15.4  
RPG 7.9  
APG 0.6  
FG% 58.2  
FT% 67.0

Athletic Communications/MBB Contact  
Brett Redden - Asst. AD for Communications  
(803) 367-1649 / reddennb@winthrop.edu

# 2024-25 Winthrop Basketball Roster

## NUMERICAL ROSTER

NO.	NAME	YR.	POS.	HT.	WT.	HOMETOWN/PREVIOUS SCHOOL
1	Isaiah Wilson	Sr.	G	6-1	180	Pittsburgh, Pa./ Richmond
2	Ryan Jolly	Gr.	G	6-3	180	Martinez, Ga. / Piedmont University
3	Paul Jones III	Fr.	G	6-4	170	Suffolk, Va. / Combine Academy
4	Kelton Talford	Sr.	F	6-7	200	Great Falls, S.C./ Great Falls H.S.
5	Yoro Diallo	R-So.	F	6-8	210	Cincinnati, Ohio/ Moeller H.S.
8	Cam Christy	Jr.	G	6-4	200	Walton, Ky. / Mount St. Joseph University
10	Nick Johnson	Sr.	G	6-4	200	Bronx, N.Y./ New Hampshire
11	Kasen Harrison	Sr.	G	6-2	200	Beaumont, Texas/ Lamar
12	K.J. Doucet	Sr.	F	6-7	230	Austell, Ga./ Fort Valley State
13	Clay Howard	Jr.	G	6-3	180	Aiken, S.C./ Aiken H.S.
14	Noah Van Bibber	So.	G	6-5	190	Debary, Fla./ Concord Academy
15	Tommy Kamarad	Sr.	F	6-8	205	Buford, Ga. / Arkansas Tech
21	Tai Hamilton	So.	F	6-10	200	Charlotte, N.C. / William & Mary
22	Henry Harrison	So.	G	5-11	175	Lewisburg, Pa./ Lewisburg H.S.
51	Logan Duncomb	Jr.	C	6-10	230	Cincinnati, Ohio / Xavier
55	Bryce Baker	Jr.	G	6-5	200	Mooreville, N.C. / Old Dominion

## COACHING STAFF

**Head Coach**—Mark Prosser (Marist, '02)  
**Associate Head Coach**—Tony Rack (Northern Kentucky, '12)  
**Associate Head Coach**—Monty Sanders (Elon, '09)  
**Assistant Coach**—Mitchell Hill (Tennessee Tech, '15)  
**Director of Basketball Operations**—Kaylin Johnson (Samford, '12)  
**Video Coordinator**—Matt Erps (Winthrop, '18)  
**Graduate Assistant**—Andre Smith (Winthrop, '15)  
**Special Assistant to Head Coach**—Thomas Lefler (Western Carolina, '22)

## PRONUNCIATION GUIDE

<b>4-Kelton Talford</b>	TAL-FERD
<b>5-Yoro Diallo</b>	YOR-OWE DEE-ALL-OH
<b>12-K.J. Doucet</b>	DEW-SET
<b>15-Tommy Kamarad</b>	CAM-UH-RAD
<b>51-Logan Duncomb</b>	DONE-COME

## RADIO / TV PLAYER PHOTO CHART




Isaiah Wilson  
G, 6-1, Sr.  
Pittsburgh, Pa.



Ryan Jolly  
G, 6-3, Gr.  
Martinez, Ga.



Paul Jones III  
G, 6-4, Fr.  
Suffolk, Va.




Kelton Talford  
F, 6-7, Sr.  
Great Falls, S.C.



Yoro Diallo  
F, 6-8, R-So.  
Cincinnati, Ohio




Cam Christy  
G, 6-4, Jr.  
Walton, Ky.



Nick Johnson  
G, 6-4, Sr.  
Bronx, N.Y.



Kasen Harrison  
G, 6-2, Sr.  
Beaumont, Texas



K.J. Doucet  
F, 6-7, Sr.  
Austell, Ga.




Clay Howard  
G, 6-3, Jr.  
Aiken, S.C.



Noah Van Bibber  
G, 6-5, So.  
Debary, Fla.



Tommy Kamarad  
F, 6-8, Sr.  
Buford, Ga.



Tai Hamilton  
F, 6-10, So.  
Charlotte, N.C.



Henry Harrison  
G, 5-11, So.  
Lewisburg, Pa.



Logan Duncomb  
C, 6-10, Jr.  
Crystal Lake, Ill.



Bryce Baker  
G, 6-5, Jr.  
Mooreville, N.C.



Mark Prosser  
HEAD COACH



# EAGLE EYE VIEW OF THE TEAM

## WINTHROP SERIES HISTORY VERSUS RADFORD

- Winthrop and Radford meet for the 88th time
- Eagles swept the regular season series with Radford in 2023-24 after the Highlanders won all three meetings in 2022-23
- Radford leads the all-time series 44-42 (Radford win 2/1/11 vacated) and have won three of the last five meetings
- Winthrop has won four of its last five road games at Radford
- In the last 21 regular season meetings, the road team has won 12 times (Winthrop 6-5, Radford 6-4)
- In 87 meetings all-time the Eagles have scored 5,867 points (67.4 ppg) and the Highlanders have scored 5,923 points (68.1 ppg)

## ON THE ROAD IN BIG SOUTH

- Finished 4-4 in league play last season with the final road loss coming at High Point in a 100-96 overtime loss
- Eagles have won 32 of the last 45 conference road games
- Won its first conference road game in 2023-24 at USC Upstate and Winthrop has won its first conference road game in five of the last six seasons
- Had 63 more free throw attempts than opponents in 2023-24
- Averaged 81.0 ppg while shooting 49 percent and opponents averaged 78.0 ppg and shot 45 percent
- In 2022-23 the Eagles had a streak of .500 or better on the road in league play to nine straight seasons come to an end
- Under Prosser the Eagles are 14-11 in three seasons on the road
- Eagles have an all-time record of 150-146 in league road games
- In 2022-23 the Eagles were 4-5 in league play while averaging 71.1 ppg while allowing 72.4 ppg

## EAGLES ON THE ROAD

- Picked up first road win of the season, 86-78 at Queens on Dec. 3
- Three losses on the road are vs. Power 4 opponents in Virginia Tech (58-52), Louisville (76-61) and Florida State (82-64)
- Have an all-time road mark of 266-379 and 214-326 at the NCAA D1 level
- Over the last seven seasons the Eagles are 63-56 on the road
- Averaging 65.8 ppg while shooting 36 percent from the field
- Allowing 73.5 ppg and opponents are shooting 45 percent
- Have seven more free throw attempt than opponents this season (92-85), averaging 23.0 attempts per road game and shooting just 59 percent
- Winthrop had 92 more free throw attempts on the road than opponents (averaging 26.9 attempts per road game) in 2023-24

## EAGLES IN BIG SOUTH

- Opened league play with a win for the second straight season and have won 11 of the last 12
- The 95 points vs. USC Upstate tied for the second-most scored in a Big South opener, which happened to be against USC Upstate in 2020
- The record is 108, which they achieved vs. VMI in 2007
- Looking for a 2-0 start for the second straight season and the 6th time in the last seven seasons
- Currently lead the league in scoring (85.6 ppg) and steals (8.6)
- Last year the Eagles started league play 4-0 for the first time since 2021-22 and the 4th time in the last five seasons
- Finished with an 8-8 mark for a 4th place finish in the standings
- Have 12 straight seasons with at least a .500 or better record in conference
- It was the 8th 4-0 start in program history (in 2006-07 the Eagles went 14-0 in league play)
- The Eagles are 50-18 in conference play over the last five seasons and 65-21 over the last six
- Hold an all-time regular season league record mark of 351-239 (.594)
- The 351 victories are the most by any Big South member

## LOOKING BACK AT 2023-24

- Season ended with a 69-56 loss to 5th-seeded Longwood, the eventual Big South Champion
- Returned 4-of-5 starters from last year's team that was 17-15 overall
- All four returning starters were also the Top 4 in scoring from from 2023-24
- Two-Time All-Big South First Team selection Kelton Talford is the top returner as he led the team with 14.1 ppg and 5.8 rpg
- K.J. Doucet was second on the team in scoring at 12.4 ppg and second on the team with 51 made threes
- Kasen Harrison was also in double-figures at 11.3 ppg and led the team with 3.8 apg (ranked 3rd in Big South)
- Nick Johnson averaged 10.4 ppg and led the team with 44 steals, while ranking 4th in the Big South at 1.4 per game

## TEAM NEWS

- Eagles reached 90-plus points for the sixth time this season after defeating USC Upstate 95-76
- Used a 25-0 second half run to open the game up, which is a season-best run
- The previous best was a 21-0 run in the win over Bob Jones
- The win over Upstate was the 10th home win of the season, which is 10 or more home wins for a 13th straight season
- Reached 10 wins before conference play for first time since 2015-16 (1-of-4 Big South programs with 10 or more this season)
- Winthrop has won 10 of the last 11 Big South Conference openers with the lone loss coming to USC Upstate in 2022 (70-62)
- Opened Big South play with a 68-60 overtime win against Longwood last season
- Posted the 44th all-time 100 point game in the 102-97 victory over Mercer (42-2 all-time)
- It was the 18th 100-point game vs. a D1 opponent as the Eagles are 16-2 in those games
- Of the Eagles non-conference D1 opponents, eight of them have winning records as of Jan. 2
- Eagles have five 1,000 point scorers on this year's roster, tied for the 3rd most in the nation (D1) as Minnesota/Ole Miss lead the way with seven
- Teams with six are Alabama and Kentucky while Winthrop, Auburn, Gonzaga, Kansas, Oklahoma State UC San Diego and Xavier have five
- In the win over Bob Jones, Winthrop connected on 12 threes, the third time with 10 or more in a game this season (all three vs. Non-D1 opponents)
- In the first half of the game at FSU, Kelton Talford grabbed an offensive rebound and made a layup which was the 100,000th point in the history of the program
- Talford has over 1,500 of those points personally and ranks 4th all-time in program history
- The 2023-24 team set the NCAA D1 program record for free throws made (601) and free throws attempted (856) for a single-season
- The 18.8 free throws made per game were a program record, as were the 26.8 free throw attempts per game
- Attempted 238 more free throws than opponents and made 601, which was nearly as many as opponents attempted (618)
- Winthrop led the nation in free throw attempts per game (26.8)
- Eagles finished 9th in the nation in total free throw attempts, 16th in free throws made
- Through 16 games this year the Eagles are averaging 31.3 free throw attempts a game and have attempted 164 more free throws than their opponents
- The 31.3 free throw attempts lead the nation in attempts per game (games through Jan.2) and are just 1-of-2 teams averaging 30 or more
- Winthrop has made 335 free throws for 20.9 per game which ranks 2nd nationally
- Eagles have almost made more free throws than opponents have attempted (335-336)
- In the win over Mercer, the Eagles attempted 48 free throws, the 5th game this season in which they have attempted 40 or more
- The '23-24 team had just two games all season with 40 or more free throw attempts despite setting program's D1 record for free throws made and free throws attempted
- In the win over Coastal, the Eagles had just five turnovers, the first time since Mar. 8, 2015 against Coastal Carolina in the 2015 Big South Title Game (lost 81-70)
- That season the Eagles had 10 games with fewer than 10 turnovers (have three so far this season)
- Picked up first road win of the season with an 86-78 win at Queens on Dec. 3
- Was the first non-conference road game win in the state of North Carolina since Nov. 22, 2010 when the Eagles won 83-74 at Wake Forest



# EAGLE EYE VIEW OF THE TEAM

- Mark Prosser coached his 100th game as head coach of the Eagles on Nov. 15 and captured his 100th career win the same day
- The win also marked the 800th in program history
- Eagles got after it defensively vs. LIU, recording 10 blocks and getting 12 steals while holding LIU to 65 points (tied for fewest points allowed by the Eagles this season)
- It is the first time this season the Eagles have had double-digit blocks and steals in the same game
- In fact it's the first time Winthrop has had 10 or more blocks in a single-game since Feb. 10, 2018 as they had 10 at High Point
- The last time the Eagles had 10 or more blocks and 10 or more steals in the same game was Jan. 7, 2010 vs. VMI (11 blocks, 13 steals)
- Eagles went 2-1 in the Rock Hill Classic and all three matchups being one possession games
- The 100th win for Prosser came on a buzzer-beater by junior transfer Bryce Baker with a corner three
- It was the first buzzer beater win for the Eagles since Keon Johnson's jumper as time expired in an 86-84 victory at Radford on Jan. 13, 2016
- In games versus D1 opponents this season the Eagles are 8-5 overall and averaging 80.2 ppg while allowing 78.0 ppg
- Through 16 games the Eagles have a +5.3 advantage on the glass and are averaging 14.4 offensive rebounds per game (12.8 per game vs. D1 opponents)
- The first loss of the season came at Virginia Tech, 58-52
- The loss came two days after the Eagles earned their 2-0 start since the 2021-22 season after the win over Little Rock
- The 58 points were the second-lowest the Eagles have ever allowed vs. an ACC opponent
- This was the first loss by the Eagles when holding an opponent under 60 points since falling 57-55 to UNC Asheville at home on Jan. 29, 2021
- In the win over Little Rock, the Eagles opened the second half on a 16-4 run for a double-digit lead and never looked back
- It was the second straight game this season, the Eagles dominated the glass 52-32
- It was also the second straight game the Eagles had 20-plus offensive rebounds (21 vs. Little Rock)
- Eagles opened with a 60-point victory over Piedmont on Nov. 4
- The 60-point win was the second-largest margin of victory in program history
- Hauled in 63 rebounds vs. Piedmont, first time grabbing 60 or more rebounds in a game since 2019 vs. Pfeiffer (61)
- The Eagles matched a program record for offensive rebounds with 28 that was set Dec. 2, 2023 against Coastal Carolina
- Also finished with 64 points in the paint and 38 second-chance points
- Hold an all-time mark of 130-95 in the month of November, 139-150 in the month of December, 253-185 in January and 230-152 in February
- Since 2016-17 the Eagles are 23-5 in home games during the month of November, 29-17 in December, 29-9 in January and 42-17 in February
- The win over Averett was the 6th win in the month of November, tying a program record set back in 1980-81 which is the only other time an Eagle team won six games in November
- With the win over Bob Jones, the Eagles ensured at least a .500 or better record in December for a second straight season (4-3 last year) and the fourth time in the last five years
- This is the program's 1,426th game as it holds an all-time record of 808-617
- Voted to finish second in the Big South Conference Preseason Poll (1 first-place vote) for the second time in the last three seasons
- Winthrop has 10 or more threes in 39 games in the Prosser Era (Hold a 31-8 record in those 39 contests)
- Over the last four seasons Winthrop is 87-13 when leading at the half (144-24 since the start of the 2015-16 season/158-33 since the 2014-15 season)
- In the last 12 seasons the Eagles are 180-27 when leading at the half, 46-94 when trailing and 10-4 when tied
- In Big South contests since 2013-14, the Eagles are 117-16 when leading at the half, 34-39 when trailing and 7-3 when tied
- In the last 208 victories, the Eagles have won by double-figures in 127 of them (61%)
- Over the last 12 seasons Winthrop is 171-65 when attempting 20 or more free throws, 53-13 when attempting 30 or more, 11-3 when attempting 40 or more and 1-1 when attempting 50-plus
- During that same time span, Winthrop is 77-73 when it has less than 20 free throw attempts
- Have won 14 of the last 16 games attempting 30 or more free throws after having lost 4-of-5 prior
- In the last 12 seasons Winthrop is 78-11 when making 10 or more threes and attempting 20 or more free throws in same game
- Since 2012-13 the Eagles have more wins than any other Big South Conference school (252), 34 more than the

## CURRENT BIG SOUTH MEMBERS

(ranked by overall wins)	Since (2012-13)		2024-25	2024-25
School	Overall	Big South	Overall	Big South
Winthrop	252-140	132-64	11-5	1-0
UNC Asheville	218-175	116-69	9-5	0-0
Radford	216-180	114-76	10-6	0-1
Gardner-Webb	214-187	113-78	5-9	0-1
High Point	206-181	108-81	13-3	1-0
Longwood	196-243	80-129	11-5	0-1
USC Upstate**	147-219	28-55	4-12	0-1
Presbyterian College	126-264	54-151	8-8	1-0
Charleston Southern*	108-253	52-123	5-11	1-0

(Games Through Jan. 2, 2024)

\* Charleston Southern had 51 wins (31 conference wins and 3 conference tournament wins vacated)

\*\* USC Upstate overall record from 2012-13 - 2017-18 in Atlantic Sun Conference



Piedmont - Ryan Jolly  
 Little Rock - Kasen Harrison  
 at Virginia Tech - Kasen Harrison  
 William & Mary - Bryce Baker  
 Georgia Southern - Kasen Harrison  
 NC Central - Kelton Talford  
 at Louisville - Kelton Talford  
 LIU - Kelton Talford  
 Averett - Paul Jones III  
 at Queens - Nick Johnson  
 Coastal Carolina - K.J. Doucet  
 Bob Jones - Kelton Talford  
 at Florida State - Nick Johnson  
 Mercer - Nick Johnson  
 at Indiana - Kelton Talford  
 USC Upstate - Kelton Talford  
 at Radford -  
 at Gardner-Webb -  
 Longwood -  
 Charleston Southern -  
 at UNC Asheville -  
 at High Point -  
 Presbyterian -  
 Gardner-Webb -  
 at Charleston Sou. -  
 at USC Upstate -  
 Radford -  
 High Point -  
 at Presbyterian -  
 at Longwood -  
 UNC Asheville -

## NEXT EAGLES WIN WILL...

- Start Big South play 2-0 for a second straight season
- Be the second road win of the season
- Give Prosser his 109th career win and 104th win as an NCAA D1 coach
- Give the program 809 victories all-time
- Be the 668th all-time at the NCAA D1 level
- Mark the 352nd Big South regular season win all-time

## WINTHROP

### All-Time Head Coaches (Wins)

Coach	Wins	Losses	Pct.
Gregg Marshall	194	83	.700
Pat Kelsey	186	95	.663
Nield Gordon	160	100	.615
Randy Peele	77	82	.484
Steve Vacendak	74	98	.430
Mark Prosser	66	46	.589
Dan Kenney	51	113	.331

## EAGLE EYE VIEW OF THE TEAM

**next team (UNC Asheville -218)**

## TEAM STREAKS

- Have hit at least one three-point basket in 397 consecutive games
- Now have 12 straight seasons with 10 or more home wins
- Have been Top 3 scoring in the Big South for 10 straight seasons
- Have 20 or more free throw attempts in 13 straight games

**HEAD COACH MARK PROSSER**

- In his fourth season as head coach of the Eagles and 8th season overall as a head coach
- He became the 7th head coach in program history and joined all previous head coaches in winning their first game coaching the Eagles
- Coached in his 100th game at the helm of the Eagles on Nov. 15 and earned his 100th career win in the same game
- Coached his 200th game and earned his 50th victory at Winthrop on Jan. 10 and earned an 81-71 road win
- Mark Prosser is coaching in his 231st game (203rd at NCAA D1 level)
- Led the Eagles to 23 wins in 2021-22, the most by any first-year head coach in program history
- Prosser joined Steve Vacendak, Gregg Marshall and Randy Peele as the only coaches to start their Winthrop career 2-0
- Became 1-of-3 Winthrop coaches to win their first Big South Conference regular season game and to start 2-0 (Dan Kenney/Gregg Marshall) and just Prosser and Marshall began their Big South career 5-0
- First Winthrop coach to reach at least 11 league wins in first season at the helm (finished with 14)
- Guided the team to its first ever win over a PAC 12 opponent with an 82-74 win at Washington (11/27/21)
- Came to the Eagles after three years as head coach of Western Carolina
- In his second season with the Catamounts he and his staff put together the nation's second biggest turnaround in D1 men's basketball (12-win improvement)
- Spent six seasons at Winthrop as an Associate Head Coach (Assistant coach - 1st year)
- Holds a career record of 108-122 (103-99) at the NCAA D1 level)
- Graduated from Marist and then became a student assistant three seasons before joining the staff at Wofford as an assistant coach in 2002-03
- After one season he became an assistant coach at Bucknell (2003-08)
- While at Bucknell, the Bison upset Kansas in the 2005 NCAA Tournament
- Returned to Wofford as an assistant coach in 2008 where he remained until taking the head coaching job at Brevard College in 2011-12
- After one season he left Brevard to join the Winthrop coaching staff

## NATIONAL STATISTICAL RANKING

**(2024-25/ games through Jan. 2)**

<u>Category</u>	<u>Rank (Top 75)</u>
Free Throw Attempts PG	1st (31.3)
Free Throws Made PG	2nd (20.9)
Turnovers Forced PG	22nd (16.25)
Offensive Rebounds PG	18th (14.38)
Rebounds PG	19th (41.44)
Scoring Offense	19th (85.4)
Fast Break Points PG	36th (15.0)
Steals PG	59th (8.6)
Turnover Margin	63rd (+2.7)
Scoring Margin	75th (+11.3)

Players	Rank (Top 50)
<b>Kelton Talford</b>	
Free Throws Attempted	6th (115)
Offensive Rebounds PG	17th (3.56)
Free Throws Made	17th (77)
Rebounds	26th (127)
Double-Doubles	30th (5)
Field Goal Percentage	40th (58.2)
<b>K.J. Doucet</b>	
Free Throws Attempted	41st (87)

## How Eagles Fare Among All South Carolina D1 Schools (2024-25 - Through 1/2/25)

Team	W	L	Pct.
Furman	13	1	.929
Charleston	11	3	.786
Clemson	11	3	.786
South Carolina	10	3	.769
Winthrop	11	5	.688
Coastal Carolina	7	7	.500
Presbyterian	8	8	.500
Wofford	6	8	.429
The Citadel	5	7	.417
South Carolina St.	6	9	.400
Charleston Southern	5	11	.313
USC Upstate	4	12	.250
<b>Totals</b>	<b>97</b>	<b>77</b>	<b>.557</b>



# WINTHROP

## BASKETBALL

## STATS AVERAGE PER MONTH (2024-25)

[illegible]

# 2024-25 EAGLE TRENDS

## THE EAGLES RECORD

Overall: 11-5

At home: 10-1

On the road: 0-4

At a neutral site: 0-0

In the Big South: 1-0

Big South Home: 0-0

Big South Away: 0-0

Overtime: 0-0

Night Tip: 7-4

Daytime Tip: 4-1

Morning Tip: 0-0

Win the Opening Tip: 8-4

Lose the Opening Tip: 3-1

Nationally ranked opponents: 0-0

Opponents receiving votes: 0-0

ACCNX: 0-3

BTN: 0-1

SECN+: 0-0

ESPN+: 10-1

ESPN: 0-0

ESPNU: 0-0

Play a team with a record over .500: 4-5

A team with a record below .500: 4-0

A team with a record of .500: 3-0

Lead at halftime: 9-1

Trail at halftime: 2-4

Tied at halftime: 0-0

Lead 10+ at halftime: 4-0

Trail 10+ at halftime: 0-1

Score first: 7-4

1st possession is a turnover: 3-0

1st possession is a made FG: 3-2

1st possession is a missed FGA: 5-2

1st possession is a made FT: 1-0

1st possession is a missed FT: 0-0

Make First Field Goal Attempt: 6-2

Miss First Field Goal Attempt: 6-2

## SCHEDULED TIME OF TIP/DAY OF WEEK

(record by time zone, not just EST)

Tip at 11 a.m.: 0-0

Tip at 12 p.m.: 1-0

Tip at 12:30 p.m.: 0-0

Tip at 1 p.m.: 0-0

Tip at 2 p.m.: 1-0

Tip at 2:30 p.m.: 1-0

Tip at 3 p.m.: 0-0

Tip at 4 p.m.: 1-1

Tip at 5 p.m.: 1-1

Tip at 5:30 p.m.: 0-0

Tip at 6 p.m.: 0-0

Tip at 6:30 p.m.: 4-0

Tip at 7 p.m.: 2-3

Tip at 7:30 p.m.: 0-0

Tip at 8 p.m.: 0-0

Monday: 2-1

Tuesday: 1-1

Wednesday: 1-0

Thursday: 2-0

Friday: 1-1

Saturday: 3-1

Sunday: 1-1

## SCORING

Scores between 10-19: 0-0

20-29 points: 0-0

30-39 points: 0-0

40-49 points: 0-0

50-59 points: 0-1

60-69 points: 0-3

70-79 points: 1-0

80-89 points: 4-1

90-99 points: 3-0

100-plus points: 3-0

Shoot 10-19 percent from the field: 0-0

20-29%: 0-1

30-34%: 0-2

35-39%: 0-1

40-44%: 2-0

45-49%: 3-1

50-59%: 5-0

60-plus: 1-0

Higher FG% than opponent: 11-2

Lower FG % than opponent: 0-3

FG% is the same: 0-0

Hit 7 or more threes: 6-1

Hit less than 7 threes: 3-4

Attempt less than 20 threes: 3-1

Attempt 20 or more threes: 8-4

Attempt 30 or more threes: 1-2

Turn ball over less than 10 times: 3-0

10-15 times: 4-4

16-20 times: 3-1

21-plus: 1-0

Make more free throws: 10-2

Make fewer free throws: 1-3

Make same free throws: 0-0

Attempt more free throws: 11-2

Attempt fewer free throws: 0-3

Attempt same free throws: 0-0

Have more rebounds: 8-1

Have fewer rebounds: 3-4

Have same rebounds: 0-0

Have more turnovers: 4-1

Have fewer turnovers: 6-4

Have same turnovers: 1-0

Have more steals: 7-1

Have fewer steals: 3-3

Have same steals: 1-1

## LATE IN THE GAME(regulation only)

Lead with five minutes left: 9-0

Trail with five minutes left: 2-5

Tied with five minutes left: 0-0

Lead with one minute left: 10-0

Trail with one minute left: 1-5

Tied with one minute left: 0-0

Bench scores more points: 5-1

Bench scores fewer points: 6-4

Bench scores same points: 0-0

1 Score Double-Figures: 0-0

2 Score Double-Figures: 0-2

3 Score Double-Figures: 1-1

4 Score Double-Figures: 4-1

5 Score Double-Figures: 5-1

6 Score Double-Figures: 0-0

7 Score Double-Figures: 1-0

## GAMES DECIDED BY...

1 point: 1-0

2 points: 1-1

5 points or less: 3-1

6-9 points: 2-2

Double-figures: 6-2

## First Basket (POINT) is a...

Jumper: 1-0

Lay-up/Tip-in: 3-4

Dunk: 1-0

Free Throw: 3-1

Three-Pointer: 3-0

## POINTS OFF TURNOVERS

Score more off turnovers: 7-1

Outscored off turnovers: 4-4

Tied in points off turnovers: 0-0

## POINTS IN PAINT

Score more points in paint: 10-1

Outscored in paint: 1-3

Tied in points in paint: 0-1

## 2ND CHANCE POINTS

Score more 2nd chance points: 7-2

Outscored in 2nd chance points: 4-3

Tied in 2nd chance points: 0-0

## SCHOOLS FROM...

Arkansas: 1-0

Florida: 0-1

Georgia: 2-1

Indiana: 0-1

Kentucky: 0-1

New York: 1-0

North Carolina: 2-0

South Carolina: 3-0

Virginia: 2-1

## YEAR-BY-YEAR RECORDS

(Member of NCAA DI Level Only)					
Year	Overall	Home	Away	Non-Conf.	BSC
24-25	11-5	10-1	1-4	10-5	1-0
23-24	17-15	11-5	6-9	9-7	8-8
22-23	15-17	10-4	4-11	5-9	10-8
21-22	23-9	13-0	7-7	9-7	14-2
20-21	23-2	11-1	10-0	5-1	17-1
19-20	24-10	12-4	10-6	7-7	15-3
18-19	18-12	11-3	7-8	8-5	10-6
17-18	19-12	11-3	7-8	6-5	12-6
16-17	26-7	14-3	12-3	8-4	15-3
15-16	23-9	14-1	7-7	10-4	13-5
14-15	19-13	11-3	6-10	7-7	12-6
13-14	20-13	12-3	5-10	10-7	10-6
12-13	14-17	11-4	2-12	8-7	6-10
11-12	12-20	7-5	4-11	4-10	8-10
10-11	13-17	9-4	4-10	4-8	9-9
09-10	19-14	12-2	6-11	7-8	12-6
08-09	11-19	7-6	4-12	2-10	9-9
07-08	22-12	12-3	6-7	12-8	10-4
06-07	29-5	15-0	12-3	15-5	14-0
05-06	23-8	15-1	7-6	10-5	13-3
04-05	27-6	16-0	9-4	12-5	15-1
03-04	16-12	10-4	5-7	6-5	10-6
02-03	20-10	11-3	9-4	8-6	11-3
01-02	19-12	9-4	7-5	6-7	10-4
00-01	18-13	11-1	5-7	5-9	11-3
99-00	21-9	13-1	6-7	8-5	11-3
98-99	21-8	12-1	7-6	10-6	9-1
97-98	7-20	4-9	4-10	3-11	4-8
96-97	12-15	9-4	3-10	7-6	5-9
95-96	7-19	4-8	3-10	1-11	6-8
94-95	7-20	5-7	2-12	3-8	4-12
93-94	4-23	3-9	1-13	1-8	3-15
92-93	14-16	7-5	4-10	9-5	5-11
91-92	6-22	4-11	2-10	3-11	2-12
90-91	8-20	6-7	2-12	3-10	5-9
89-90	19-10	14-4	5-7	13-4	6-6
88-89	16-13	14-5	2-8	10-5	5-7
87-88	17-13	12-3	5-10	9-6	5-7
86-87	8-20	5-5	3-14	7-12	1-7
85-86	20-9	14-2	5-6	14-6	5-3
Totals	667-526	411-152	216-324	292-275	351-240

## THE EAGLES' RECORD IN WINTHROP COLISEUM

Season	Won	Lost	Pct.
1982-83	7	8	.467
1983-84	12	5	.706
1984-85	11	4	.733
1985-86	14	2	.875
1986-87	5	5	.500
1987-88	12	3	.800
1988-89	14	5	.737
1989-90	14	4	.778
1990-91	6	7	.462
1991-92	4	11	.267
1992-93	7	5	.583
1993-94	3	9	.250
1994-95	5	7	.417
1995-96	4	8	.333
1996-97	9	4	.692
1997-98	4	9	.308
1998-99	12	1	.923
1999-00	13	1	.929
2000-01	11	1	.917
2001-02	9	4	.692
2002-03	11	3	.786
2003-04	10	4	.714
2004-05	16	0	1.000
2005-06	15	1	.938
2006-07	15	0	1.000
2007-08	12	3	.800
2008-09	7	6	.538
2009-10	12	2	.857
2010-11	9	4	.692
2011-12	7	5	.583
2012-13	11	4	.733
2013-14	12	3	.800
2014-15	11	3	.786
2015-16	14	1	.933
2016-17	14	3	.824
2017-18	11	3	.786
2018-19	11	3	.786
2019-20	12	4	.750
2020-21	11	1	.916
2021-22	13	0	1.000
2022-23	10	4	.692
2023-24	11	5	.688
2024-25	7	0	1.000
37 Years	435	165	.724

# 2024-25 EXTRAS

## WINTHROP RECORD ACCORDING TO STARTING LINEUP

K. Harrison, Jones III, Johnson, Doucet, Talford	7-3
K. Harrison, Baker, Doucet, Kamarad, Talford	2-2
K. Harrison, Jolly, Doucet, Kamarad, Talford	1-0
K. Harrison, Jones III, Baker, Doucet, Talford	1-0

## WINTHROP RECORD WHEN LEADING SCORER IS...

Talford	5-1
Johnson	3-1
Doucet	1-1
Jones III	1-0
Harrison	0-3

## WINTHROP RECORD WHEN LEADING REBOUNDER IS...

Talford	8-0
Diallo	1-0
Hamilton	1-0
Kamarad	1-0
Baker	1-1
Doucet	0-4

## WINTHROP RECORD WHEN LEADER IN ASSISTS IS...

K. Harrison	7-5
Wilson	4-0
Baker	0-1
Doucet	0-1
Johnson	0-1

## WINTHROP RECORD WHEN OPPONENT...

Shoots less than 30%:	0-0
30-34%:	3-1
35-39%:	1-0
40-44%:	4-1
45-49%:	2-2
50-59%:	0-1
60-plus:	0-0
Makes 25 or more FG:	5-4
Makes fewer than 25 FG:	5-1
Makes 7 or more 3PT FG:	8-4
Makes 6 or less 3PT FG:	2-1
Makes more than 15 FTs:	1-3
Makes 15 or fewer FTs:	9-2
Commits 13 or fewer TOs:	1-2
Commits 14 or more TOs:	9-3
Scores the first point(s) of 2nd half:	1-4

## WINTHROP RECORD WHEN OPPONENT HAS...

A 20-point scorer:	3-3
A 30-point scorer:	0-0
A 40-point scorer:	0-0
More than one 20-point scorer:	0-1
No players in double-figures:	0-0
1 Player in double-figures:	2-0
2 Players in double-figures:	3-1
3 Players in double-figures:	1-1
4 Players in double-figures:	4-3
5 or more players in double-figures:	0-0
6 or more players in double-figures:	0-0

## Margin of Victory/Defeat

### Breakdown of Eagles' margin of victory...

1	2	3	4	5	6	7	8	9	10	11-15	16-20	21-25	26+
1	1	-	-	1	-	-	1	-	-	1	1	1	3

### Breakdown of Eagles' margin of defeat...

1	2	3	4	5	6	7	8	9	10	11-15	16-20	21-25	26-30+
-	1	-	-	-	-	-	1	1	-	1	1	-	-

## WINTHROP CURRENT STREAKS

### OVERALL

All Games	W1
Big South Games Overall	W1
Ranked opponent	L3

### HOME

All Games	W7
Non-Conference Home Games	W7
Big South Home Games	W1

### ROAD

All Games	L2
Big South Road Games	L1
Non-Conference Road Games	L2

### NEUTRAL

At Neutral Sites	L1
Ranked opponents	L3
Unranked opponents	L1

## EAGLES CURRENT STREAKS VS. BIG SOUTH OPPONENTS

Charleston Southern	W10
Gardner-Webb	L2
High Point	L1
Longwood	L2
Presbyterian College	L1
Radford	W2
UNC Asheville	L3
USC Upstate	W3

## RECORD AT WINTHROP COLISEUM

### Winthrop Record At Winthrop Coliseum When It Scores...

	Since 2004-05	All-Time (D1 level)
100+:	23-1	31-1
90-99:	32-0	49-1
80-89:	56-8	93-8
70-79:	61-9	118-30
60-69:	44-13	77-48
50-59:	18-16	23-39
40-49:	1-6	1-10

### When Winthrop Allows ( ) Points At Winthrop Coliseum...

	1-1	10-16	29-32	64-46	114-39	99-10	52-4	5-0
100+:	1-1							
90-99:	6-5							
80-89:	21-11							
70-79:	37-14							
60-69:	64-17							
50-59:	56-7							
40-49:	42-2							
30-39:	2-0							



# THE LAST TIME...

## SCORING

**Scored 70-79 points**  
77 vs. NC Central, 11-17-24 (W, 77-75)  
**Scored 80-89 points**  
86 at Queens, 12-5-24 (W, 86-78)  
**Scored 90-99 points**  
95 vs. USC Upstate, 1-2-25 (W, 95-76)  
**Scored 100+ points**  
102 vs. Mercer, 12-21-24 (W, 102-97)  
**Both Team Score 100 Points Or More**  
UNC Asheville, 2-26-14 (W, 107-100 in OT)  
**Held opponent to 40-49 points**  
Charleston Southern, 2-7-24 (W, 67-46)  
**Held opponent to 30-39 points**  
Lenoir-Rhyne, 11-20-12 (W, 59-35)  
**Held opponent to 20-29 points**  
at College of Charleston (29), 2-26-83 (L, 29-23)  
**Allowed 70-79 points**  
76 vs. USC Upstate, 1-2-25 (W, 95-76)  
**Allowed 80-89 points**  
82 at Florida State, 12-17-24 (L, 82-64)  
**Allowed 90-99 points**  
97 vs. Mercer, 12-21-24 (W, 102-97)  
**Allowed 100 points or more**  
100 at High Point, 2-28-24 (L, 100-96 in OT)  
**Scored 50 in a half**  
vs. USC Upstate, 1-2-25 (54-2nd half)  
**Scored 60 in a half**  
vs. Piedmont, 11-4-24 (66-2nd half)  
**Scored 70 in a half**  
vs. Pfeiffer, 11-15-18 (73-1st half)  
**Allowed 50 in a half**  
vs. Coastal Carolina, 12-7-24 (50-2nd half)  
**Allowed 60 in a half**  
vs. Mercer, 12-21-24 (61-2nd half)  
**Held Opponent under 20 points in a half**  
vs. Toccoa Falls, 11-29-22 (13-1st half)  
**Held Big South Opponent under 20 points in a half**  
vs. (7) High Point, 3-4-22 (17-1st half)  
**Scored under 20 points in a half**  
vs. Presbyterian College, 2-21-24 (19-2nd half)  
**Won by 20-29 points**  
LIU, 11-7-24 (W, 67-46/+21)  
**Won by 30-39 points**  
Converse, 12-31-21 (W, 78-40/+38)  
**Won by 40-49 points**  
vs. Bob Jones, 12-12-24 (W, 103-55/+48)  
**Won by 50+ points**  
vs. Piedmont, 11-4-24 (W, 125-65/+60)  
**Lost by 20-29 points**  
Presbyterian College, 2-21-24 (L, 78-55/-23)  
**Lost by 30-39 points**  
at Auburn, 11-24-17 (L, 119-85)  
**Lost by 40-49 points**  
vs. Duke, 3-14-02 (L, 84-37/-47)  
**Lost by 50+ points**  
at Syracuse, 11-22-96 (L, 106-51/-55)  
**Had 3 players in double-figures**  
vs. LIU, 11-25-24 (Talford 18, Doucet 17, Johnson 11)  
**Had 4 players in double-figures**  
vs. Bob Jones, 12-12-24 (Talford 19, Doucet 13, Johnson 11, Diallo 10)  
**Had 5 or more players in double-figures**  
vs. USC Upstate, 1-2-25 (Talford 25, Doucet 22, Johnson 16, Harrison 14, Jones III 12)  
**Had 6 or more players in double-figures**  
vs. Toccoa Falls, 12-29-23 (Timmerman 16, Diallo 14, McKelvy 13, Moore 12, McMahon 12, Johnson 10)  
**Had 7 or more players in double-figures**  
vs. Piedmont, 11-4-24 (Talford 17, Baker 16, Jolly 15, K. Harrison 14, Doucet 13, Jones III 11, Hamilton 10)

## 3-POINT SHOOTING

**Hit 10 or more threes**  
vs. Mercer, 12-21-24 (11)  
**Hit 15 or more threes**  
at Washington State, 11-22-21 (16)  
**Allowed 10 or more threes**  
vs. USC Upstate, 1-2-25 (10)  
**Allowed 15 or more threes**  
at Penn State, 11-7-22 (18)  
**Did not hit a three-pointer in a game**  
vs. Presbyterian College, 2-14-12 (0-8)  
**Held opponent without a three-pointer**  
at Liberty, 1-22-15 (0-10)  
**Shot 60 percent from three (10 made min.)**  
vs. Charleston Southern, 1-27-16 (17-28/.607%)

## MISCELLANEOUS

**Played a ranked team**  
at #13 Auburn 11-15-22 (Lost, 89-65)  
**Won in overtime**  
vs. Radford, 1-13-24 (W, 92-88 in 3OT)  
**Lost in overtime**  
at High Point, 2-28-24 (L, 100-96 in OT)  
**Won At The Buzzer**  
vs. William & Mary, 11-15-24 (W, 86-85 / Bryce Baker GW Corner 3-pointer)  
**Lost At The Buzzer**  
at Fresno State, 11-10-19 (L, 77-74)  
**Played In Double-Overtime**  
vs. Charleston Southern, 2-23-19 (W, 80-78)  
**Played In Triple-Overtime**  
vs. Radford, 1-13-24 (W, 92-88)  
**Played Overtime In Non-Conference Game**  
vs. Mercer, 11-13-21 (W, 88-85 in OT)  
**Played Overtime In Non-Conference Home Game**  
vs. Furman, 11-30-16 (W, 58-57/OT)  
**Played Overtime In Non-Conference Road Game**  
at Illinois, 11-21-16 (W, 84-80/OT)  
**Played In Back-To-Back Overtime Games:**  
1-3-24 vs. Longwood / 1-6-24 at USC Upstate  
**Won a game when trailing at the half**  
vs. N.C. Central, 11-17-24 (Trailed 40-39, Won 77-75)  
**Won a game when trailing at the half on the road**  
at Campbell, 1-14-23 (Trailed 38-33, Won 78-74)  
**Lost road game when leading at half**

at Virginia Tech, 11-11-24 (Led 25-23, Lost 58-52)

## FIELD GOAL SHOOTING

**Shot 50-59 percent from field**  
vs. Mercer, 12-21-24 (.544-Won, 102-97)  
**Shot 60 percent or better from field**  
vs. USC Upstate, 1-2-25 (.607-Won 95-76)  
**An opponent shot 50-59 percent from field**  
at Florida State, 12-17-24 (.508-Lost, 82-64)  
**An opponent shot 60 percent or better from field**  
Campbell, 2-22-23 (.600-Won 95-93 in OT)  
**Shot 50-59 percent from the field in a half**  
vs. Mercer, 12-21-24 (.536-2nd half)  
**Shot 60-69 percent from the field in a half**  
vs. USC Upstate, 1-2-25 (.600-2nd half)  
**Shot 70 percent or better from the field in a half**  
vs. Brevard College, 11-8-23 (.704-2nd half)  
**Shot 50 percent or better in each half**  
vs. USC Upstate, 1-2-25 (1st .615/2nd .600)

## REBOUNDING

**Pulled down 50 rebounds or more**  
vs. Bob Jones, 12-12-24 (56)  
**Pulled down 60 rebounds or more**  
vs. Piedmont, 12-4-24 (63)  
**Allowed 50 or more rebounds**  
at #13 Auburn, 11-15-21 (53)  
**Pulled down 60 rebounds or more**  
vs. Pfeiffer, 11-25-19 (61)  
**Had 40 or more defensive rebounds**  
vs. Pfeiffer, 11-25-19 (45)  
**Had 20 Offensive rebounds**  
vs. Bob Jones, 12-12-24 (20)  
**Allowed opponent 20 Offensive rebounds**  
vs. LIU, 11-25-24 (20)  
**Outrebounded Opponent by 20**  
vs Bob Jones (+40/56-16, W, 103-55)  
**Outrebounded by 20**  
at Colorado State, 11-14-17 (-22/51-29, L 80-76)

## FREE THROW SHOOTING

**Shot 100 percent from FT Line (10 made min.)**  
vs. Coastal Carolina, 2-18-16 (20-20)  
**Shot 50 percent or less from FT Line (15 FTA min.)**  
at Xavier, 12-16-23 (7-for-19/37%)  
**Attempted 30-39 Free Throws**  
vs. USC Upstate, 1-2-25 (31)  
**Attempted 40-49 free throws**  
vs. Mercer, 12-21-24 (48)  
**Attempted 50 or more free throws**  
at High Point, 2-28-24 (50)

## ASSISTS

**Dished out 20 or more assists**  
vs Piedmont, 11-4-24 (20)  
**Dished out 25-29 or more assists**  
at Hampton, 1-16-20 (26)  
**Dished out 30 or more assists**  
vs Pfeiffer, 11-25-19 (31)

## STEALS/BLOCKS

**Had 15 Or More Steals**  
vs. Brevard, 11-8-23 (15)  
**No Steals in a game**  
vs. Villanova 3-19-21  
**Had 10 or More Blocks**  
vs. LIU, 11-26-24 (10)  
**No Blocks in a game**  
at Louisville, 11-22-24

## TURNOVERS

**Commit 5 or fewer turnovers in a game**  
vs. Coastal Carolina, 12-7-24 (5)  
**Commit 20 or more turnovers in a game**  
vs. Georgia Southern, 11-16-24 (20)  
**Commit 30 or more turnovers in a game**  
No games since 1994-95 (no team game-by-game available prior)

## WINTHROP PLAYER

**Score 20-29 Points**  
1-2-25 vs. USC Upstate (Kelton Talford 25 / K.J. Doucet 22)  
**Score 30-39 Points**  
2-8-23 at UNC Asheville (Sin'Cere McMahon, 35)  
**Score 40 Or More Points**  
2-9-17 at UNC Asheville (Keon Johnson, 40)  
**Had two players score 20 or more points same game**  
1-2-25 vs. USC Upstate (Kelton Talford 25 / K.J. Doucet 22)  
**Hit 10 Field Goals Or More**  
Kasen Harrison at High Point, 2-28-24 (10-of-17)  
**Made 10 or more free throws**  
Kelton Talford vs. Mercer, 12-21-24 (10-of-14)  
**Made 5 or more threes**  
Bryce Baker at Florida State, 12-17-24 (6-of-12)  
**Had 20 or more rebounds**  
Xavier Cooks at Longwood, 2-15-17 (20)  
**Had 20 points, 20 rebounds same game**  
Xavier Cooks at Longwood, 2-15-17 (21 points, 20 rebounds)  
**Dish Out 10 Or More Assists**  
Chandler Vaudrin/Russell Jones Jr. vs. (8) High Point, 3-1-21  
**Record 5 Or More Steals**  
Cory Hightower (5, at Middle Tennessee State, 11-16-21)  
**Have 5 Or More Blocks**  
Josh Ferguson vs. ETSU, 11-17-18 (5)  
**Registered A Double-Double (Guard)**  
Adam Pickett (23 points, 12 rebounds vs. Presbyterian College, 2-13-19)  
**Registered A Double-Double (Forward/Center)**  
Kelton Talford (25 points, 12 rebounds) K.J. Doucet (22 points, 11 vs. Upstate, 1-2-25)  
**Two Players Record Double-Double**  
Kelton Talford (25 points, 12 rebounds) K.J. Doucet (22 points, 11 vs. Upstate, 1-2-25)  
**Registered A Triple-Double**  
Chandler Vaudrin (10 points, 12 rebounds, 10 assists vs. (8) High Point, 3-1-21)



# 2024-25 MISC. STATS

## Most 1st Half Points

Winthrop 59 vs. Piedmont  
Opponents 48 vs. Coastal Carolina

## Largest Half Time Lead

Winthrop 26 vs. Piedmont  
Opponents n/a

## Largest Lead In Loss

Winthrop 4 at Virginia Tech

## Most Points 3rd OT

Winthrop n/a  
Opponents n/a

## Most 2nd Half Points

Winthrop 66 vs. Piedmont  
Opponents 61 vs. Mercer

## Largest Margin of Victory

Winthrop 60 vs. Piedmont  
Opponents n/a

## Largest Lead In Win

Winthrop 60 vs. Piedmont

## Fewest 1st Half Points

Winthrop 25 at Virginia Tech  
Opponents 23 at Virginia Tech

## Largest Deficit in Win

Winthrop 13 vs. William & Mary

## Most Points 1st OT

Winthrop n/a  
Opponents n/a

## Fewest 2nd Half Point

Winthrop 27 at Virginia Tech  
Opponents 21 vs. Averett

## Largest Deficit In Loss

Winthrop n/a

## Most Points 2nd OT

Winthrop n/a  
Opponents n/a

Career numbers (below) only reflect NCAA D1 level

## First Player To Score

Talford	5
Doucet	4
K. Harrison	3
Johnson	1
Jolly	1
Jones III	1
Kamarad	1

## First Off The Bench

Hamilton	11
Baker	8
Johnson	6
Wilson	5
Diallo	2
Jones II	2
Van Bibber	2
Jolly	1
Kamarad	1

## Points Leader

	Sea.	Car.
Talford	6	30
K.Harrison	3	20
Doucet	3	8
Johnson	3	n/a
Baker	1	2
Jones III	1	1
Van Bibber	0	1

## Rebound Leader

	Sea.	Car.
Talford	9	58
Doucet	4	11
Baker	2	n/a
Diallo	1	4
Hamilton	1	1
Kamarad	1	1
Johnson	0	n/a
K.Harrison	0	4

## Assist Leader

	Sea.	Car.
K.Harrison	10	75
Wilson	6	7
Johnson	2	n/a
Doucet	1	6
Jolly	1	1
Jones III	1	1
Baker	1	n/a

Talford	0	4
Diallo	0	1

## Steals Leader

	Sea.	Car.
K.Harrison	7	43
Johnson	5	n/a
Talford	4	17
Doucet	2	4
Diallo	2	4
Baker	2	2
Hamilton	1	4
Wilson	1	3
Jolly	1	1

## Blocks Leader

	Sea.	Car.
Talford	7	43
Hamilton	7	18
Johnson	3	n/a
Doucet	2	6
Baker	2	n/a
Kamarad	2	2
Diallo	1	4
K. Harrison	1	4
Wilson	0	1

## Dunks

	Sea.	Car.
Talford	12	79
Diallo	5	9
Hamilton	4	8
Doucet	2	5
Jones III	2	2
K. Harrison	1	1
Duncomb	1	1

## Double-Figures

	Sea.	Car.
Doucet	14	33
K.Harrison	13	82
Talford	13	75
Johnson	9	n/a
Jones III	7	7
Baker	5	11
Jolly	2	2
Diallo	1	2
Hamilton	1	1
Kamarad	1	1
Van Bibber	0	1
Wilson	0	2

## 20-29 Points

	Sea.	Car.
Talford	3	19
Harrison	2	10
Johnson	2	9
Doucet	2	7
Jones III	1	1
Van Bibber	0	1

## 30+ Points

none

## 40+ Points

none

## 10+ Assists

none

## 10+ Rebounds

	Sea.	Car.
Talford	5	20
Doucet	4	4
Hamilton	1	1
Diallo	0	1

## 20+ Rebounds

none

## 5+ Steals

	Sea.	Car.
Harrison	0	1

## Double-Doubles

	Sea.	Car.
Talford	5	19
Doucet	4	4
Hamilton	1	1
Diallo	0	1

## 20/20 Pts/Reb

none

## Triple-Doubles

none

# EAGLE EYE VIEW OF THE TEAM

## LAST 10 WINS

95-76, vs. USC Upstate, 1-2-25  
 102-97, vs. Mercer, 12-21-24  
 103-55, vs. Bob Jones, 12-15-24  
 96-89, vs. Coastal Carolina, 12-7-24  
 86-78, at Queens, 12-3-24  
 99-56, vs. Averett, 11-27-24  
 87-65, vs. LIU, 11-25-24  
 77-75, vs. NC Central, 11-17-24  
 86-85, vs. William & Mary, 11-15-24  
 82-67, vs. Little Rock, 11-9-24

## LAST 10 LOSSES

77-68, at Indiana, 12-29-24  
 82-64, at Florida State, 12-17-24  
 76-61, at Louisville, 11-22-24  
 89-87 vs. Georgia Southern, 11-16-24  
 58-52, at Virginia Tech, 11-11-24  
 69-56 vs. #5 Longwood, 3-6-24  
 65-64 vs. Gardner-Webb, 3-2-24  
 100-96 (OT) at High Point, 2-28-24  
 84-74 at Longwood, 2-10-24  
 78-55 vs. Presbyterian College, 2-21-24

### Winthrop All-Time Record By Months

November	130-95 (.578)
December	139-150 (.481)
January	253-185(.578)
February	230-151 (.604)
March	54-35 (.614)

### Record By Days Of The Week Since 2012-13

Year	Monday	Tuesday	Wednesday	Thursday	Friday	Saturday	Sunday	Overall
12-13	0-0	3-3	4-5	0-1	0-0	6-8	1-0	14-17
13-14	0-0	2-1	7-5	1-0	1-0	8-5	1-2	20-13
14-15	3-1	1-0	5-3	2-2	1-1	6-5	1-1	19-13
15-16	2-0	3-2	3-2	3-2	2-1	9-1	1-1	23-9
16-17	1-0	3-0	5-0	6-2	1-1	9-3	1-1	26-7
17-18	1-0	1-4	3-1	3-2	1-3	7-2	3-0	19-12
18-19	1-0	1-3	2-2	5-3	0-0	8-4	1-0	18-12
19-20	3-1	1-0	1-1	9-3	1-1	8-3	1-1	24-10
20-21	2-0	3-0	2-0	7-0	3-1	3-0	3-0	23-1
21-22	1-2	2-2	4-1	4-0	2-0	10-3	0-1	23-9
22-23	0-1	2-2	7-4	0-1	0-1	6-8	0-0	15-17
23-24	0-1	2-1	5-2	1-1	2-3	5-7	2-0	17-15
24-25	2-1	1-1	1-0	2-0	1-1	3-1	1-1	11-5
<b>Totals</b>	<b>16-7</b>	<b>25-19</b>	<b>50-26</b>	<b>42-17</b>	<b>15-13</b>	<b>88-50</b>	<b>18-8</b>	<b>252-140</b>

### Double Digit Deficits In A Win (Since 2012-13) (most recent in Bold/Italic)

19	2-1-23 vs. Longwood	W	76-74
15	1-13-24 vs. Radford	W	92-88 (3OT)
15	12-31-22 vs. UNC Asheville	W	62-60
15	11-13-21 vs. Mercer	W	88-85 OT
15	3-8-20 vs. (5) Hampton	W	76-68
15	1-25-14 vs. VMI	W	58-57
15	1-5-19 at UNCA	W	80-65
14	2-13-19 vs. PC	W	93-85
14	12-20-16 vs. Georgia Southern	W	86-84
<b>13</b>	<b><i>11-15-24 vs. William &amp; Mary</i></b>	<b><i>W</i></b>	<b><i>86-85</i></b>
13	1-24-15 vs. Campbell	W	71-63
12	12-5-23 vs. Queens	W	88-82
12	1-16-20 at Hampton	W	116-95
12	11-28-18 at Tennessee Tech	W	82-70
12	12-29-18 vs. Prairie View	W	76-62
12	11-21-16 at Illinois	W	84-80 OT
12	3-5-14 vs. Liberty	W	77-65
12	11-9-13 vs. Roanoke College	W	93-74
11	1-3-24 vs. Longwood	W	68-60 OT
11	1-14-23 at Campbell	W	78-74
11	2-5-22 at Hampton	W	69-57
11	1-26-22 at USC Upstate	W	95-91 OT
11	1-20-22 at Presbyterian	W	60-58
11	12-21-19 vs. Elon	W	85-80
11	1-24-18 at Longwood	W	95-78
11	1-19-17 vs. UNCA	W	76-73
11	2-26-14 vs. UNCA	W	107-100 OT
10	1-22-22 vs Gardner-Webb	W	64-62
10	2-18-21 at High Point	W	76-70
10	12-16-17 at Alabama State	W	88-80
10	1-12-18 at Charleston Southern	W	64-53
10	12-17-16 at Hampton	W	86-79
10	12-29-16 at Charleston Southern	W	84-68
10	1-24-16 at Longwood	W	82-68

### Double Digit Leads In A Loss (Since 2012-13)

23	1-6-16 at UNCA	L	85-84
18	1-20-24 at Gardner-Webb	L	79-74
17	1-27-24 vs. High Point	L	83-81
18	1-26-19 at PC	L	99-91
17	1-10-15 at Gardner-Webb	L	65-64
16	2-11-15 at High Point	L	73-72
15	12-7-19 vs. Coastal Carolina	L	92-88
14	11-14-17 at Colorado State	L	80-76
14	1-28-17 vs. High Point	L	83-80 OT
12	11-11-23 vs. Drexel	L	74-72
12	1-7-23 at Longwood	L	85-71
12	12-15-21 at Elon	L	63-61
12	1-17-15 vs. Radford	L	85-77
12	2-1-14 at High Point	L	65-64
12	2-19-13 at Gardner-Webb	L	65-52
11	2-6-13 at UNC Asheville	L	69-56
10	1-18-24 vs. UNC Asheville	L	82-77
10	2-21-19 at Radford	L	87-81
10	1-26-14 at Radford	L	58-57

# MISC. STATS

## Three-Point Shooting

Season	Games	FGM	FGA	3pt %	Per Game
2012-13	31	180	571	.315	5.81
2013-14	33	272	686	.397	8.24
2014-15	32	251	700	.359	7.84
2015-16	32	285	786	.371	8.91
2016-17	33	313	839	.373	9.48
2017-18	31	296	792	.374	9.55
2018-19	30	372	997	.373	12.40
2019-20	34	322	931	.346	9.47
2020-21	25	210	597	.352	8.40
2021-22	32	276	734	.371	8.63
2022-23	31	278	738	.377	8.97
2023-24	32	238	697	.341	7.44
2024-25	16	123	401	.307	7.69
<b>Totals</b>	<b>392</b>	<b>3,416</b>	<b>9,469</b>	<b>.361</b>	<b>8.71</b>

## BY THE NUMBERS

### UNDER PROSSER (2021-present) (112 games)

WINTHROP-----  
 PPG: 76.89  
 FG%: .471  
 3PT FG%: .354 (8.2 per game)  
 FT %: .705  
 RPG (OFF/TOT): 9.8/34.7  
 APG: 12.2  
 TOPG: 13.8  
 BPG: 2.9  
 SPG: 6.3

OPPONENTS-----  
 PPG: 72.37  
 FG%: .438  
 3PT FG%: .345 (8.3 per game)  
 FT %: .727  
 RPG (OFF/TOT): 10.8/33.6  
 APG: 12.4  
 TOPG: 13.5  
 BPG: 3.6  
 SPG: 6.7

### Winthrop All-Time Made Free Throws (Single-Season Top 10)

646 (1980-81 / 39 games / 16.6)  
 601 (2023-24 / 32 games / 18.8)  
 583 (1983-84 / 32 games / 18.2)  
 566 (2015-16 / 32 games / 17.7)  
 529 (1989-90 / 29 games / 18.2)  
 528 (2013-14 / 33 games / 16.0)  
 521 (1979-80 / 30 games / 17.4)  
 520 (2016-17 / 33 games / 15.8)  
 509 (1992-93 / 30 games / 17.0)  
 503 (1982-83 / 35 games / 15.2)  
 491 (2004-05 / 33 games / 14.9)  
 335 (2024-25 / 16 games / 20.9)

### Winthrop All-Time Free Throw Attempts (Single-Season Top 10)

931 (1980-81 / 39 games / 23.9)  
 856 (2023-24 / 32 games / 26.8)  
 786 (1983-84 / 32 games / 24.6)  
 760 (2019-20 / 34 games / 22.4)  
 756 (2015-16 / 32 games / 22.9)  
 746 (1992-93 / 30 games / 24.9)  
 741 (2013-14 / 33 games / 22.5)  
 733 (1979-80 / 30 games / 24.4)  
 725 (2016-17 / 33 games / 22.0)  
 725 (2004-05 / 33 games / 22.0)  
 719 (1989-90 / 29 games / 24.8)  
 500 (2024-25 / 16 games / 31.3)

Per Game Big South Ranking	Per Game National Ranking	Total 3's Made Program Ranking
6th	209th	18th
4th	24th	5th
5th	42nd	6th
2nd	32nd	3rd
1st	24th	1st
1st	32nd	2nd
1st	1st	1st
1st	21st	2nd
2nd	67th	15th
1st	22nd	T5th
1st	34th	6th
5th	178th	13th
4th	204th	34th
-	-	-

## Winthrop All-Time 1,000 Points

Name	Points (games)
1. Keon Johnson (2013-17)	2,076 (128)
2. Charles Brunson (1979-82)	1,850 (92)
3. Xavier Cooks (2014-18)	1,778 (127)
4. LaShawn Coulter (1990-95)	1,663 (112)
<b>5. Kelton Talford (2020-present)</b>	<b>1,578 (133)</b>
6. Tyson Waterman (1995-00)	1,461 (111)
7. Fred McKinnon (1983-86)	1,427 (86)
8. Torrell Martin (2003-07)	1,387 (108)
9. Mark Hailey (1989-93)	1,384 (111)
10. Mike Gaither (1981-84)	1,302 (100)
11. Bennie Bennett (1978-81)	1,296 (100)
12. Andre Jones (2008-12)	1,291 (123)
13. Michael Jenkins (2004-08)	1,253 (131)
14. Tyrone Walker (2000-04)	1,245 (114)
15. Greg Washington (1985-89)	1,224 (111)
16. Tim Raxter (1978-82)	1,193 (128)
17. Reggie Middleton (2008-12)	1,185 (116)
18. James Shuler (2002-06)	1,160 (116)
19. Craig Bradshaw (2003-07)	1,158 (123)
20. Josh Ferguson (2016-20)	1,114 (127)
21. Eddie Gay (1989-93)	1,079 (108)
22. Andre Smith (2011-15)	1,071 (125)
23. Carlo Wilkins (1990-94)	1,020 (109)
24. Pierre Wooten (1998-03)	1,019 (120)
25. Chris Gaynor (2004-08)	1,000 (129)
26. Keon Moore (2013-15)	1,000 (61)
27. Bjorn Broman (2015-19)	1,000 (125)

## Winthrop All-Time 500 Rebounds

Name	Rebounds (games)
1. Xavier Cooks (2014-18)	983 (127)
2. Charles Brunson (1978-82)	913 (92)
<b>3. Kelton Talford (2020-present)</b>	<b>795 (133)</b>
4. Josh Ferguson (2016-20)	741 (127)
5. Tyrone Walker (2000-04)	701 (115)
6. Chad Steele (1993-97)	692 (106)
7. George Valentine (2007-12)	676 (131)
8. Mark Hailey (1989-93)	675 (111)
9. Tim Raxter (1978-82)	652 (128)
10. Charles Corbin (2007-11)	648 (115)
11. Eddie Gay (1989-93)	637 (108)
12. Mantoris Robinson (2006-10)	592 (126)
13. Allen Washington (1983-86)	590 (78)
14. Craig Bradshaw (2003-07)	573 (123)
15. Greg Washington (1985-89)	566 (111)
16. Chase Claxton (2019-24)	565 (148)
17. Donnie Creamer (1978-80)	546 (61)
18. Ronnie Creamer (1978-80)	545 (62)
19. Greg Lewis (1999-02)	542 (67)
20. Torrell Martin (2003-07)	525 (108)

2024-25 STARTERS BY GAME

DATE	OPPONENT	G	G	G/F	F	F/C
11-4	Piedmont	K. Harrison	Jolly	Doucet	Kamarad	Talford
11-9	Little Rock	K. Harrison	Baker	Doucet	Kamarad	Talford
11-11	at Virginia Tech	K. Harrison	Baker	Doucet	Kamarad	Talford
11-15	William & Mary	K. Harrison	Baker	Doucet	Kamarad	Talford
11-16	Georgia Southern	K. Harrison	Baker	Doucet	Kamarad	Talford
11-17	NC Central	K. Harrison	Jones III	Baker	Doucet	Talford
11-22	at Louisville	K. Harrison	Jones III	Johnson	Doucet	Talford
11-25	LIU	K. Harrison	Jones III	Johnson	Doucet	Talford
11-27	Averett	K. Harrison	Jones III	Johnson	Doucet	Talford
12-3	at Queens	K. Harrison	Jones III	Johnson	Doucet	Talford
12-7	Coastal Carolina	K. Harrison	Jones III	Johnson	Doucet	Talford
12-12	Bob Jones	K. Harrison	Jones III	Johnson	Doucet	Talford
12-17	at Florida State	K. Harrison	Jones III	Johnson	Doucet	Talford
12-21	Mercer	K. Harrison	Jones III	Johnson	Doucet	Talford
12-29	at Indiana	K. Harrison	Jones III	Johnson	Doucet	Talford
1-2	USC Upstate	K. Harrison	Jones III	Johnson	Doucet	Talford

2024-25 SPECIALTY STATS

DATE/OPPONENT		IN PAINT	OFF-TO	2ND CHANCE	FAST BREAK	BENCH	TIES/LEAD	LARGEST	BIGGEST
		(WU/OPP)	(WU/OPP)	(WU/OPP)	(WU/OPP)			LEAD	DEFICIT
11-4	Piedmont	64/24	31/6	38/4	29/3	59/18	1/6	60	2
11-9	Little Rock	28/26	17/24	19/7	18/15	21/5	2/8	23	8
11-11	at Virginia Tech	30/20	12/16	8/13	5/2	5/16	2/11	4	9
11-15	William & Mary	42/18	26/15	15/12	14/18	26/37	2/3	11	13
11-16	Georgia Southern	42/42	16/23	4/8	24/4	22/46	5/5	6	13
11-17	NC Central	38/24	15/23	17/7	11/4	21/28	12/19	5	7
11-22	at Louisville	28/38	13/21	16/13	0/4	8/34	3/3	2	17
11-25	LIU	50/40	23/9	12/20	16/6	33/26	0/3	27	5
11-27	Averett	36/20	27/6	11/9	18/4	25/23	2/0	46	none
12-3	at Queens	50/36	20/15	14/7	9/7	24/28	1/2	11	4
12-7	Coastal Carolina	44/34	22/10	8/14	17/11	13/21	7/10	17	7
12-12	Bob Jones	52/12	31/13	21/6	18/2	47/19	1/3	51	4
12-17	at Florida State	22/38	21/14	19/17	2/8	25/7	3/6	2	25
12-21	Mercer	38/42	14/36	9/12	31/10	20/36	1/2	16	1
12-29	at Indiana	36/54	14/19	11/16	15/17	7/18	2/1	2	9
1-2	USC Upstate	56/32	20/22	16/17	13/16	6/26	7/10	24	8
Totals		656/500	322/272	238/182	240/131	361/388	51/92	Largest - 60	Biggest - 13
Averages		41.0/31.2	20.1/17.0	14.9/11.4	15.0/8.2	22.6/24.2			



# MARK PROSSER

Mark Prosser is in his fourth season at the helm of the men's basketball program.

Prosser became the 7th head coach in Winthrop men's basketball history when he was introduced Apr. 2, 2021.

On Nov. 15, Prosser earned his 100th career win as the Eagles defeated William & Mary 86-85 on a buzzer beater.

In 2023-24 the Eagles battled their way through injuries that led to 11 different starting lineups, finishing the season 17-15.

The team was one of the most aggressive teams in the nation and it showed with the second-most free throw attempts in program history (856). The Eagles also converted the second-most free throws made in a single-season at 601.

Winthrop finished first in the nation in free throw attempts per game at 26.8.

For the second time in three seasons the Eagles had nine non-conference victories, which included an 85-68 victory at Little Rock and 90-87 win at Coastal Carolina.

The Eagles battled through a injury-riddled 2022-23 and finished the season 15-17 overall and 10-8 in the Big South.

In his first season with the Eagles he guided them to the Big South Conference Championship game and a 23-win season.

The 23 wins were the most by any coach in program history in their first season. It was the third time a first-year head coach won 20 or more games.

He joined Gregg Marshall as the only coaches in program history to begin conference play 5-0 in their first season.

On Nov. 27, 2021 he led the Eagles to the program's first ever win over a PAC-12 opponent with an 82-74 victory at Washington.

The Eagles posted a 13-0 home record, just the third time in program history a team finished with a perfect record at home.

Prosser has spent the previous three seasons as the head coach of the Western Carolina men's basketball program and is no stranger to Winthrop. In April of 2012, Prosser was hired as an assistant coach under Pat Kelsey and then served as Associate Head Coach from August of 2013 until his departure to Western Carolina in the spring of 2018.

Before departing for Western Carolina, Prosser played a role in helping bring the Winthrop men's basketball program back to the top of the Big South Conference, which was achieved when the Eagles captured the 2017 Big South Conference Championship and returned to the NCAA Tournament.

"My family and I could not be more excited to come home to Winthrop University and the Rock Hill community," said Prosser. "We'd like to thank Dr. Halpin, Dr. Hynd, the Board of Trustees and the entire Winthrop community for entrusting us with one of the most prestigious college basketball programs in the country."

In just his second season at the helm of the Catamounts program, Prosser led the team to a 12-win improvement to finish the season at 19-12. It was the second-most improved mark across NCAA Division I men's basketball. That season the team reached the Southern Conference semifinals before falling to eventual champion ETSU. That season Prosser's achievement was recognized by College Insider as he was honored as the Skip Prosser 'Man of the Year' award, which is named after his father.

Winthrop has been one of the top three-point shooting teams in the Big South Conference and nationally over the last 5-6 years and Prosser's teams in

three seasons averaged 9.15 threes per game, which included a program record for a single-season with 302 in 2019-20. In 2018-19 the team set the program record for threes in a single-season, which now sits as the second-most.

Prosser began his coaching career as an assistant coach with Wofford College in Mike Young's first season (2002-03). During that season the Terriers posted a 14-15 mark, which included a 79-77 victory at Virginia Tech. In the Southern Conference, Wofford posted an 8-8 record and advanced to the quarterfinals of the conference tournament.

Following his year at Wofford, Prosser headed to Bucknell as an assistant from 2003-08 under Pat Flannery.

It was at Bucknell that Prosser experienced the most post-season success as the Bison scored two NCAA Tournament upset victories during his tenure. In 2005, the 14th-seeded Bison upset No. 3 Kansas in the first round, earning the award for "Best Upset" at the 2005 ESPY Awards, and finished the year ranked 25th overall nationally with a 23-10 record. The following season, No. 9 seed Bucknell defeated No. 8 Arkansas in March Madness.

In 2005-06, the Bison went undefeated in Patriot League play, the first team to do so in conference history. The team was ranked in the top 25 for the first time in school history and featured Patriot League Player of the Year Charles Lee. For the NCAA Tournament, the Bison were seeded 9th and defeated Arkansas in the first round. In the second round they were defeated by Memphis to end the season at 27-5, the best record in school history.

While at Bucknell, Prosser signed 2008 Patriot League All-Freshman team selection Todd O'Brien and was involved in the player development of Charles Lee, who went on to sign a professional contract with the NBA's San Antonio Spurs. Lee was a three-time All-Patriot League selection and the 2006 Patriot League Player of the Year.

In the summer of 2008, Prosser returned to the sidelines at Southern Conference-member Wofford. During his first season back in Spartanburg in 2008, the Terriers set a school record with 12SoCon wins. In addition, the team posted its first winning overall record since moving to the NCAA Division I level. The following year, Prosser helped Wofford reach a school-record 26 wins along with the Southern Conference Championship and a trip to the NCAA Tournament.

All told, with Prosser on the bench in Spartanburg, the Terriers posted a 63-36 (.636) overall record, highlighted by back-to-back SoCon regular season and tournament championships, and consecutive appearances in the NCAA Tournament. He helped Wofford to a then school-record 26 victories in 2009-10 with a second 20-win season in 2010-11 with a squad that led the SoCon in assists and was also first in assist/turnover margin. Wofford also was eighth in the nation in 3-point percentage and 12th in overall field goal percentage.

Prosser was instrumental in the development of three-time first-team All-SoCon selection Noah Dahlman, a post player who scored more than 2,000 career points and was twice dubbed SoCon Tournament MVP.

A native of Wheeling, W.Va., Prosser played collegiately at Marist College in Poughkeepsie, N.Y., before a knee injury ended his career prematurely. He began his coaching career as a student assistant coach at Marist until his graduation in 2002, helping the Red Foxes to a share of the Metro-Atlantic Athletic Conference (MAAC) regular season title in 2001-02.

Prosser and his wife Emily are the parents of two -- a daughter, Ava Grayce and a son, Declan.



## Career Record

Winthrop: 66-46

Career: 108-122

Big South: 33-18

## Coaching Experience

1999-2002

Marist

Student Assistant

2002-03

Wofford College

Assistant Coach

2003-08

Bucknell

Assistant Coach

2008-11

Wofford College

Assistant Coach

2011-12

Brevard College

Head Coach

2012-2013

Winthrop

Assistant Coach

2013-18

Winthrop

Associate Head Coach

2018-21

Western Carolina

Head Coach

2021-present

Winthrop

Head Coach

## Playing Experience

1998-99

Marist

# MARK PROSSER ERA



## Prosser Facts

- Hired as the 7th head coach in Winthrop men's basketball history on Apr. 2, 2021
- Earned his first win at Winthrop on Nov. 9, 2021 with a 110-78 victory over Mary Baldwin as all seven head coaches in program history won in their debut
- Became the 3rd Winthrop coach in program history to win 20 games in first season
- First Winthrop coach to 14 league wins in first season and one of only two to do so in league history (Terry Truax of Towson - 14 in 1992-93)
- Became the 4th coach in program history to begin Winthrop career 2-0
- Prosser and Marshall are also the only coaches to start Big South career 5-0
- Joined Dan Kenney and Gregg Marshall as the only Winthrop coach to get a win in their first Big South Conference regular season contest
- Led Eagles to first ever win over PAC 12 opponent with an 82-74 win at Washington on Nov. 27, 2021
- The win at Washington was the first over a Power 5 team in his career (8th meeting ever vs. Power 5 and is now 1-7)
- Has been on staff for nine conference championship title games and five NCAA Tournament appearances
- Between being the head coach and an assistant coach he's represented Winthrop in 202 games on the bench

## WINTHROP 1ST YEAR HEAD COACHING RECORDS

Mark Prosser	23-9
Nield Gordon	22-9
Gregg Marshall	21-8 (29 game season)
Randy Peele	20-11
Pat Kelsey	14-17
Dan Kenney	14-16
Steve Vacendak	8-20 (28 game season)

## PROSSER TRENDS

	<u>WIN</u>	<u>Career</u>
Lead at the half:	50-12	81-25
Trail at the half:	14-32	23-93
Tied at the half:	2-2	4-4
Double-Figure leads at the half:	24-2	37-3
Double-Figure deficit at the half:	3-12	6-44
Score 100+:	6-0	11-0
Score 90+:	17-1	32-2
Score 80+ :	39-7	63-17
Score 70+:	52-15	93-42
Score 60+:	60-36	101-99
Score less than 60:	1-11	1-33
Allow 100+:	0-1	0-4
Allow 90+:	3-4	7-20
Allow 80+:	14-17	27-58
Allow 70+:	30-38	57-99
Allow 60+:	48-43	83-117
Allow less than 60 points:	18-1	25-3
Shoot 50% or better:	41-3	64-13
Shoot 40% or better:	60-26	94-74
Shoot 70% or better at FT Line:	37-26	61-61
Shoot 80% or better at FT Line:	15-10	27-20
Higher field goal percentage:	61-9	95-23
Lower field goal percentage:	5-36	13-97
Same field goal percentage:	0-1	0-2
Outrebound opponent:	39-7	71-36
Outrebound opponent 10+:	20-1	33-6
Outrebounded by opponent:	26-38	32-79
Rebounds are even:	1-1	4-7
More free throw attempts:	59-22	82-57
Fewer free throw attempts:	6-21	23-68
Free throw attempts are even:	1-2	3-6
Make 7+ 3's:	50-23	85-72
Make 10+ 3's:	32-8	57-25
Day games:	23-16	49-48
Night games:	43-29	58-73
Morning games:	0-0	1-0
Games on Monday:	4-4	6-9
Games on Tuesday:	7-6	9-11
Games on Wednesday:	16-7	23-32
Games on Thursday:	7-2	10-8
Games on Friday:	5-5	6-12
Games on Saturday:	24-18	48-47
Games on Sunday:	3-2	5-3

## Games Decided By:

1 point:	5-2
2 points:	11-8
5 points or less:	27-29
6-9 points:	27-26
Double-figures:	51-65

# PROSSER ALL-TIME RECORD vs. OPPONENTS

Team	Games	Overall	Home	Road	Neutral	BSC Tourney	PF	PA
Anderson (S.C.)	2	1-1	0-1	1-0	0-0	0-0	145	140
Auburn	1	0-1	0-0	0-1	0-0	0-0	65	89
Averett	1	1-0	1-0	0-0	0-0	0-0	99	56
Barton	1	0-1	0-0	0-0	0-1	0-0	55	89
Belmont Abbey	1	0-1	0-1	0-0	0-0	0-0	80	90
Brevard	1	1-0	1-0	0-0	0-0	0-0	98	44
Bryan	1	1-0	1-0	0-0	0-0	0-0	70	64
Bob Jones	2	2-0	2-0	0-0	0-0	0-0	193	104
Bowling Green	1	0-1	0-0	0-1	0-0	0-0	52	73
Campbell	3	3-0	2-0	1-0	0-0	0-0	247	239
Carson-Newman	2	0-2	0-1	0-1	0-0	0-0	108	153
Carver College	1	1-0	0-0	0-0	1-0	0-0	83	52
Catawba College	2	0-2	0-1	0-1	0-0	0-0	106	135
Charleston Sou.	6	6-0	3-0	3-0	0-0	0-0	458	387
Chattanooga	6	3-3	1-2	2-1	0-0	0-0	466	470
Citadel	7	5-2	3-0	2-1	0-1	0-0	604	579
Clemson	1	0-1	0-0	0-1	0-0	0-0	56	78
Coastal Carolina	4	2-2	1-1	1-1	0-0	0-0	331	336
College of Charleston	2	1-1	0-1	1-0	0-0	0-0	150	147
Converse	1	1-0	1-0	0-0	0-0	0-0	78	40
Drexel	1	0-1	0-0	0-0	0-0	0-0	72	74
Duquesne	1	0-1	0-0	0-1	0-0	0-0	57	74
Eastern Michigan	1	1-0	0-0	0-0	1-0	0-0	101	87
Elon	2	1-1	1-0	0-1	0-0	0-0	139	133
ETSU	7	0-7	0-3	0-3	0-1	0-0	477	567
Florida State	3	0-2	0-0	0-3	0-0	0-0	199	228
Furman	8	1-7	1-3	0-4	0-0	0-0	576	644
Gardner-Webb	8	5-3	2-2	2-1	1-0	1-0	577	543
Georgia	2	0-2	0-0	0-2	0-0	0-0	141	169
Georgia Southern	1	0-1	0-0	0-0	0-0	0-0	87	89
Hampton	1	0-0	1-0	0-0	0-0	0-0	69	57
Hartford	1	1-0	1-0	0-0	0-0	0-0	82	75
High Point	7	2-5	1-1	0-4	1-0	1-0	510	534
Hiwassee	1	1-0	1-0	0-0	0-0	0-0	94	55
Holy Cross	1	1-0	1-0	0-0	0-0	0-0	89	51
Indiana	1	0-0	0-1	0-0	0-0	0-0	68	77
IUPUI	1	1-0	1-0	0-0	0-0	0-0	74	61
Iowa	1	0-1	0-0	0-1	0-0	0-0	60	78
Jacksonville	2	2-0	1-0	1-0	0-0	0-0	173	159
Jacksonville State	1	0-1	0-0	0-0	0-1	0-0	53	84
Lees-McRae	1	1-0	1-0	0-0	0-0	0-0	71	55
Lenoir-Rhyne	2	1-1	1-0	0-1	0-0	0-0	133	130
Little Rock	2	2-0	0-0	2-0	0-0	0-0	167	135
Lincoln Memorial	2	0-2	0-1	0-1	0-0	0-0	101	153
LIU	1	1-0	1-0	0-0	0-0	0-0	87	65
Longwood	7	2-5	2-0	0-3	0-2	0-1	491	543
Louisville	1	0-1	0-0	0-1	0-0	0-0	61	76
LSU	1	0-1	0-0	0-1	0-0	0-0	81	89
Mars Hill	2	2-0	1-0	1-0	0-0	0-0	169	156
Mary Baldwin	1	1-0	1-0	0-0	0-0	0-0	110	78
Mercer	10	5-5	4-1	0-4	1-0	0-0	792	768
Middle Tennessee	2	1-1	1-0	0-1	0-0	0-0	141	144
Mississippi State	1	0-1	0-0	0-0	0-1	0-0	63	84
Montevallo	1	0-1	0-1	0-0	0-1	0-0	40	83
Mount Olive	1	0-1	0-0	0-1	0-0	0-0	78	100
Newberry	3	1-2	1-1	0-1	0-0	0-0	239	261
North Carolina A&T	3	3-0	2-0	1-0	0-0	0-0	258	216
North Carolina Central	1	1-0	0-0	0-0	0-0	0-0	77	75
North Carolina State	1	0-1	0-0	0-1	0-0	0-0	67	100
North Georgia	1	0-1	0-0	0-1	0-0	0-0	66	75
North Greenville	1	0-1	0-0	0-1	0-0	0-0	61	68
Penn St.	1	0-1	0-0	0-1	0-0	0-0	68	93
Piedmont	4	4-0	4-0	0-0	0-0	0-0	407	226
Presbyterian	6	5-1	2-1	3-0	0-0	0-0	419	398
Queens	2	2-0	1-0	1-0	0-0	0-0	174	160
Radford	6	3-3	2-1	1-1	0-1	0-1	422	418
Samford	5	3-2	2-0	1-2	0-0	0-0	422	391
SMU	1	0-1	0-0	0-1	0-0	0-0	65	98
South Carolina	1	0-1	0-0	0-1	0-0	0-0	62	72
South Carolina St.	1	1-0	1-0	0-0	0-0	0-0	81	67
Southern Miss	2	0-2	0-0	0-0	0-2	0-0	115	145
Stetson	1	1-0	0-0	1-0	0-0	0-0	70	64
Tennessee Tech	2	2-0	1-0	1-0	0-0	0-0	165	151
Toccoa Falls	2	2-0	2-0	0-0	0-0	0-0	212	114
Troy	1	0-1	0-0	0-0	0-1	0-0	64	66
Tusculum	2	0-2	0-1	0-1	0-0	0-0	113	140
UNC Asheville	10	6-4	3-1	3-3	0-0	0-0	701	774
UNC Greensboro	6	1-5	0-3	1-2	0-0	0-0	393	465
UNC Wilmington	1	1-0	0-0	0-0	1-0	0-0	98	76
USC Upstate	7	5-2	3-1	2-1	0-0	0-0	576	528
Vanderbilt	1	0-1	0-0	0-1	0-0	0-0	63	77
VCU	1	0-1	0-0	0-1	0-0	0-0	68	93
VMI	7	2-5	1-2	1-2	0-1	0-0	547	575
Virginia Tech	1	0-1	0-0	0-1	0-0	0-0	52	58
Wake Forest	1	0-1	0-0	0-1	0-0	0-0	64	71
Washington	1	1-0	0-0	1-0	0-0	0-0	82	74
Washington State	1	0-1	0-0	0-1	0-0	0-0	86	92
William & Mary	1	1-0	1-0	0-0	0-0	0-0	86	85
Wingate	2	0-2	0-1	0-1	0-0	0-0	110	147
Wofford	6	2-4	1-2	1-2	0-0	0-0	405	474
Wright State	1	0-1	0-0	0-1	0-0	0-0	73	96
Xavier	2	0-2	0-0	0-2	0-0	0-0	120	149
Young Harris	2	0-2	0-1	0-1	0-0	0-0	140	171
<b>TOTALS</b>	<b>230</b>	<b>108-122</b>	<b>65-36</b>	<b>34-73</b>	<b>6-12</b>	<b>2-2</b>	<b>17,103</b>	<b>16,413</b>

## WINTHROP'S ALL-TIME 30/40-POINT GAMES

### 40-POINT GAMES

Melvin Branham (Jr.)	45	Jan. 10, 1994 at Charleston Southern
David McMahan	42	Jan. 15, 1996 vs. Coastal Carolina
Keon Johnson	40	Feb. 9, 2017 at UNC Asheville
Michael Jenkins	40	Nov. 10, 2006 vs. North Greenville
Fred McKinnon	40	Nov. 29, 1985 vs. Morris College

### 30-POINT GAMES

Keon Johnson	39	Feb. 4, 2017 vs. Campbell
Mike Gaither	39	Nov. 18, 1982 vs. Coker College (Clover, SC)
Keon Johnson	38	Nov. 21, 2016 at Illinois
Jimmy Gavin	38	Nov. 27, 2015 at North Carolina State (Raleigh, NC)
Greg Lewis	38	Dec. 21, 1999 vs. UNC Greensboro
Keon Johnson	37	Dec. 31, 2016 vs. Radford
Robbie Waldrop	37	Feb. 12, 1998 at Charleston Southern
Xavier Cooks	36	Feb. 15, 2018 at Gardner-Webb
Keon Johnson	36	Jan. 27, 2016 vs. Charleston Southern
Fred McKinnon	36	Feb. 2, 1985 at Livingstone College
Charles Brunson	36	Nov. 25, 1980 at Voorhees
Sin'Cere McMahon	35	Feb. 8, 2023 at UNC Asheville
Nych Smith	35	Jan. 26, 2019 at Presbyterian College
Fred McKinnon	35	Jan. 16, 1986 vs. Central Wesleyan College
Charles Brunson	35	Feb. 4, 1982 vs. Erskine
Charles Brunson	35	Dec. 10, 1980 at Belmont Abbey
David McMahan	34	Dec. 30, 1995 at Georgia State
Charles Brunson	34	Nov. 22, 1980 at Morris College
Charles Brunson	34	Nov. 19, 1980 vs. Allen University
Patrick Good	33	Nov. 22, 2021 at Washington State
Andre Jones	33	Dec. 27, 2011 at Georgia
Michael Jenkins	33	Mar. 6, 2008 vs. UNC Asheville (Big South Tourney Championship game)
Greg Lewis	33	Feb. 18, 2002 vs. Coastal Carolina
George Henson	33	Feb. 10, 1990 at Campbell
Shaun Wise	33	Dec. 28, 1989 at US International
Charles Brunson	33	Jan. 11, 1981 at Webber College
Josh Ferguson	32	Dec. 7, 2019 vs. Coastal Carolina
Keon Johnson	32	Feb. 13, 2016 at Radford
Keon Johnson	32	Dec. 31, 2015 vs. Campbell
Keon Johnson	32	Nov. 24, 2015 at USC Upstate
Torrell Martin	32	Feb. 24, 2007 at Coastal Carolina
Torrell Martin	32	Feb. 20, 2006 at Liberty
Melvin Branham (Jr.)	32	Jan. 27, 1994 at Towson State
Mark Hailey (Sr.)	32	Feb. 20, 1993 vs. Radford
Eddie Gay (Sr.)	32	Dec. 13, 1992 vs. The Citadel
Charles Brunson	32	Jan. 16, 1982 at USC-Aiken
Charles Brunson	32	Jan. 15, 1981 at USC-Spartanburg
Patrick Good	31	Jan. 20, 2022 at Presbyterian College
Keon Johnson	31	Mar. 3, 2017 vs. #4 Gardner-Webb
Keon Johnson	31	Mar. 2, 2017 vs. #8 Charleston Southern
Keon Johnson	31	Jan. 28, 2017 vs. High Point
Jimmy Gavin	31	Mar. 6, 2016 vs. UNC Asheville (Buies Creek, NC-Big South Tourney Championship game)
Jimmy Gavin	31	Feb. 27, 2016 at Campbell
Torrell Martin	31	Dec. 4, 2006 at #12 Wisconsin
Ted Houpt	31	Feb. 12, 1987 at Howard University
Fred McKinnon	31	Nov. 22, 1985 vs. Wingate
Charles Brunson	31	Feb. 8, 1982 vs. Presbyterian College
Donnie Creamer	31	Dec. 9, 1978 at Erskine
Patrick Good	30	Feb. 19, 2022 at UNC Asheville
D.J. Burns Jr.	30	Nov. 9, 2021 vs. Mary Baldwin
Xavier Cooks	30	Dec. 5, 2017 at Georgia
Keon Johnson	30	Dec. 19, 2015 at Georgia Southern
Keon Moore	30	Jan. 3, 2015 vs. High Point
Tyson Waterman	30	Feb. 12, 1999 vs. Charleston Southern
Ronnie Creamer	30	Jan. 15, 1979 at Francis Marion
LaShawn Coulter	30	Jan. 21, 1995 at UNC Asheville
Mark Hailey (Jr.)	30	Nov. 23, 1991 vs. Averett College
Greg Washington	30	Dec. 15, 1988 vs. East Carolina
Fred McKinnon	30	Feb. 10, 1985 vs. Armstrong State
Ronnie Creamer	30	Nov. 18, 1978 vs. Catawba



# Indv./Team Most Points Single-Game

## Top 10 Individual Scoring Performances Home/Away

### Home

42	David McMahan	(vs. Coastal Carolina, 1-15-96)
40	Michael Jenkins	(vs. North Greenville, 11-10-06)
	Fred McKinnon	(vs. Morris College, 11-29-85)
	Keon Johnson	(at UNC Asheville, 2-9-17)
39	Keon Johnson	(vs. Campbell, 2-4-17)
38	Greg Lewis	(vs. UNC Greensboro, 12-21-99)
37	Keon Johnson	(vs. Radford, 12-31-16)
36	Keon Johnson	(vs. Charleston Southern, 1-27-16)
35	Fred McKinnon	(vs. Central Wesleyan College, 1-16-86)
	Charles Brunson	(vs. Erskine College, 2-4-82)

### Away

45	Melvin Branham Jr.	(at Charleston Southern, 1-10-94)
40	Keon Johnson	(at UNC Asheville, 2-9-17)
38	Keon Johnson	(at Illinois, 11-21-16)
	Jimmy Gavin	(at N.C. State, 11-27-15)
37	Robbie Waldrop	(at Charleston Southern, 2-12-98)
36	Xavier Cooks	(at Gardner-Webb, 2-15-18)
	Fred McKinnon	(at Livingstone College, 2-2-85)
	Charles Brunson	(at Voorhees, 11-25-80)
35	Sin'Cere McMahan	(at UNC Asheville, 2-8-23)
	Nych Smith	(at Presbyterian College, 1-26-19)
	Charles Brunson	(at Belmont Abbey, 12-10-80)
34	Charles Brunson	(at Mooris College, 11-22-80)
33	Patrick Good	(at Washington State, 11-22-21)
	Andre Jones	(at Georgia, 12-27-11)
	Michael Jenkins	(at UNC Asheville, 3-6-08)
	George Henson	(at Campbell, 2-10-90)
	Shaun Wise	(at U.S. International, 12-28-89)
	Charles Brunson	(at Webber College, 1-11-81)

## Top 5 Individual Scoring Performances vs. Big South Opponents

### All Games

45	Melvin Branham Jr.	(at Charleston Southern, 1-10-94)
42	David McMahan	(vs. Coastal Carolina, 1-15-96)
40	Keon Johnson	(at UNC Asheville, 2-9-17)
39	Keon Johnson	(vs. Campbell, 2-4-17)
37	Keon Johnson	(vs. Radford, 12-31-16)

### Home

42	David McMahan	(vs. Coastal Carolina, 1-15-96)
39	Keon Johnson	(vs. Campbell, 2-4-17)
37	Keon Johnson	(vs. Radford, 12-31-16)
36	Keon Johnson	(vs. Charleston Southern, 1-27-16)
32	Keon Johnson	(vs. Campbell, 12-31-15)

### Away

45	Melvin Branham Jr.	(at Charleston Southern, 1-10-94)
40	Keon Johnson	(at UNC Asheville, 2-9-17)
36	Xavier Cooks	(at Gardner-Webb, 2-15-18)
35	Sin'Cere McMahan	(at UNC Asheville, 2-8-23)
	Nych Smith	(at Presbyterian College, 1-26-19)
33	George Henson	(at Campbell, 2-10-90)
32	Keon Johnson	(at Radford, 2-13-16)
	Torrell Martin	(at Coastal Carolina, 2-24-07)
	Torrell Martin	(at Liberty, 2-20-06)
	Melvin Branham Jr.	(at Towson St., 1-27-94)

## Most Point In Home/Away Game (Top 10)

### Home

134	Pfeiffer, 11-13-18	W, 134-99
132	Morris, 11-29-85	W, 132-73
130	Johnson & Wales, 12-12-96	W, 130-33
127	Pfeiffer, 11-25-19	W, 127-83
125	Piedmont, 11-4-24	W, 125-65
116	Warren Wilson, 11-24-18	W, 116-76
116	Rio Grande (OH), 12-28-15	W, 116-84
113	Toccoa Falls, 12-29-23	W, 113-62
110	Mary Baldwin	W, 110-78
109	Hiwassee, 12-16-18	W, 109-66
109	Catawba, 11-18-78	W, 109-92
108	VMI, 1-6-07	W, 108-76
108	U.S. International, 1-12-91	W, 108-81

### Away

116	at Hampton, 1-16-20	W, 116-95
109	at VMI, 1-31-07	Won, 109-76
107	at USC Upstate, 12-13-20	Won, 107-77
102	at Pembroke St., 1-10-86	Won, 102-99
101	at UNC Asheville, 2-9-17	Lost, 104-101
101	at Charleston Sou., 1-10-94	Won, 101-96
101	at Central Connecticut, 12-4-92	Won, 101-93
101	at Benedict College, 2-20-86	Won, 101-76
97	at USC Aiken, 1-14-82	Won, 97-90
97	at Wofford, 1-31-80	Won, 97-78

## Most Points Home/Away vs. Big South Opponents (Top 10)

### Home

108	vs. VMI, 1-6-07	Won, 108-76
107	vs. UNCA, 2-26-14	Won, 107-100 (OT)
106	vs. VMI, 2-4-09	Lost, 110-106 (OT)
104	vs. UNCA	Won, 104-71
101	vs. Hampton, 2-9-19	Won, 101-91
100	vs. Coastal Carolina, 2-18-02	Won, 100-74
99	vs. Gardner-Webb, 1-11-20	Won, 99-95 (3OT)
98	vs. Armstrong St., 2-17-86	Won, 98-81
98	vs. VMI, 2-8-06	Won, 98-65
97	vs. Gardner-Webb	Won, 97-88
97	vs. Towson St., 2-23-95	Won, 97-93
96	vs. VMI, 1-7-10	Won, 96-63

### Away

116	at Hampton, 1-16-20	W, 116-95
107	at USC Upstate, 12-13-20	W, 107-77
101	at UNC Asheville, 2-9-17	Lost, 104-101
101	at Charleston Sou., 1-10-94	Won, 101-96
96	at High Point, 2-28-24	Lost, 100-96 OT
95	at USC Upstate, 1-26-22	Won, 95-91 OT
95	at Longwood, 1-24-18	Won, 95-78
94	at Coastal Carolina, 1-7-94	Lost, 103-94
93	at Presbyterian Col., 2-25-17	Won, 93-56
93	at UMBC, 1-25-93	Lost, 99-93
91	at Presbyterian College, 1-26-19	Lost, 99-91
90	at Gardner-Webb, 2-15-18	Won, 90-71
90	at Towson St., 2-23-95	Lost, 92-90
90	at UNC Asheville, 2-5-90	Won, 90-89
90	at Radford, 1-14-05	Won, 90-75

# WINTHROP TEAM/INDIVIDUAL RECORDS

## MISC. RECORDS

Most Games Played	39 (1980-81/31-8)
Most Wins	31 (1980-81)
Most Wins (D1 member)	29 (2006-07)
Fewest Wins	4 (1993-94)
Most Losses	23 (1993-94)
Fewest Losses	5 (2006-07)
Best Winning Percentage	.818 (29-5/2006-07)
Worst Winning Percentage	.148 (4-23/1993-94)
Most Home Wins	16 (2004-05)
Most Home Wins In Winthrop Coliseum	16 (2004-05)
Most Home Losses	11 (1991-92)
Most Home Losses In Winthrop Coliseum	11 (1991-92)
Most Road Wins	12 (1978-89/2006-07/2016-17)
Most Road Losses	13 (1993-94)
Longest Winning Streak	21 (2019-20 to 2020-21)
Longest Winning Streak (single-season)	19 (2006-07)
Longest Losing Streak	13 (1986-87)
Most Big South Wins	15 ('04-05/'16-17/'19-20)
Most Big South Losses	15 (1993-94)
Longest Winning Streak (Big South)	16 (2006-07/single-season)
Longest Winning Streak (Big South)	22 (2004-05 to 2005-06)
Longest Losing Streak (Big South)	10 (1993-94/single-season)
Longest Losing Streak (Big South)	14 (1993-94 to 1994-95)

## SINGLE-GAME RECORDS (Team)

Most Points Scored	134, vs. Pfeiffer (11-13-18)
Largest Margin of Victory	97 vs. Johnson & Wales (12-7-96)
Largest Margin of Victory (D1 opponent)	44 vs. VMI (84-41/1-23-08)
Largest Margin of Defeat	57 vs. Seton Hall (106-49/12-29-90)
Largest Margin of Defeat (D1 member)	57 vs. Seton Hall (106-49/12-29-90)
Fewest Points Allowed	22 vs. Lander (11-16-81)
Most Points First Half	73 vs. Pfeiffer (11-13-18)
Most Point Second Half	71 vs. Morris (11-29-85)
Fewest Points Scored	23 vs. Col. of Charleston (2-26-93)
Fewest Points First Half	6 vs. Col. of Charleston (2-26-93)
Fewest Points Second Half	11 vs. Washington St. (3-20-08)
Fewest Points Against In A Half	8 vs. Col. of Charleston (2-26-93)
Most Field Goals Made	57 vs. Morris (11-29-85)
Most Field Goals Attempted	101 vs. Piedmont (11-24-78)
Best Field Goal Accuracy	.706 vs. USC-Aiken (36-51/1-17-82)
Most 3pt Field Goals Made	24 vs. Hiwassee (12-16-18)
Most 3pt Field Goals Attempted	55 vs. Hiwassee (12-16-18)
Best 3pt Field Goal Accuracy	.714 vs. Barton (10-14/12-2-04) D1 Opponent
	.643 vs. High Point (9-14/12-5-09)
Most Free Throws Made	39 vs. St. Francis (11-27-89)
Most Free Throws Attempted	50 vs. Campbell (12-30-20)
	50 at High Point (2-28-24)
Best Free Throw Accuracy	1.000 vs. Liberty (21-21/3-5-14)
	1.000 vs. Lander (13-13/2-20-85)
Most Rebounds	70 vs. Presbyterian College (2-11-80)
Most Offensive Rebounds*	28 at Coastal Carolina (12-2-23)
	28 vs. Piedmont (11-4-24)
Most Assists	37 vs. Newberry (2-17-90)
Most Steals	21 vs. Wofford College (1-31-80) vs. Morris (11-29-85)
	16 vs. Voorhees (2-16-81)
Most Blocked Shots	37 vs. Georgia State (12-30-95)
Most Personal Fouls	

## SEASON RECORDS

Most Points	2,866 (1980-81)
Best Scoring Average	83.6 (1992-93/30 games)
Most Field Goals Made	1,161 (1978-79)
Most Field Attempts	2,415 (1978-79)
Best Field Goal Accuracy	.530 (1985-86)
Most 3pt Field Goals	372 (2018-19/30 games))
Best 3pt Field Goals Per Game Avg.	12.40 (2018-19/30 games)
Most 3pt Field Goals Attempted	997 (2018-19)
Best 3pt Field Goal Accuracy	.431 (1987-88)
Most Free Throws Made	646 (1980-81)
Most Free Throws Attempted	931 (1980-81)
Best Free Throw Accuracy	.749 (2015-16)
Most Rebounds	1,613 (1978-79)
Most Assists	818 (1978-79)
Most Steals	479 (1979-80)
Most Blocked Shots	174 (2016-17)
Most Personal Fouls	751 (1978-79)

\* Indicates On Record

## SINGLE-GAME RECORDS (Individual)

Most Points Scored	45-Melvin Branham vs. Charleston Sou. (1-10-94)
Most Field Goals Made	20-Fred McKinnon vs. Morris (11-25-85)
Most Field Goals Attempted	31-Fred McKinnon vs. Morris (11-25-85)
Best Field Goal Accuracy	1.000-Brian Pope (10-10) vs. Morris (1-6-84)
	Eddie Gay (10-10) vs. Coppin St. (11-23-91)
	Allen Washington (10-10) vs. Pfeiffer (2-5-86)
Most 3pt Field Goals Made	12-David McMahan vs. Coastal Carolina (1-15-96)
	Michael Jenkins vs. North Greenville (11-10-06)
Most 3pt Field Goals Attempted	21-LaShawn Coulter
Most Free Throws Made	18-Mark Hailey vs. Averett (11-26-91)
	James Shuler vs. High Point (2-23-06)
Most Free Throws Attempted	20-Mark Hailey vs. Averett (11-26-91)
Best Free Throw Accuracy	1.000-James Shuler (18-18) vs. High Point (2-23-06)
Most Rebounds	23-Allen Washington vs. Piedmont (11-30-85)
Most Assists	17-Rick Riese vs. Limestone (2-12-81)
Most Blocked Shots	7-Rick Riese vs. Limestone (2-12-81)
	Billy Houston vs. UNC Asheville (1-11-06)
Most Steals	13-Rick Riese vs. Limestone (2-12-81)

## SINGLE-SEASON RECORDS (Individual)

Most Points Scored	875-Charles Brunson (1980-81)
Best Scoring Average	22.4-Charles Brunson (1980-81)
Most Field Goals Made	354-Charles Brunson (1980-81)
Most Field Goals Attempted	584-Ronnie Creamer (1978-79)
Best Field Goal Accuracy ( <i>150 attempts</i> )	.657-Charles Brunson (113-172/1979-80)
Most 3pt Field Goals Made	102-Keon Johnson (2016-17)
Most 3pt Field Goal Attempts	255-Keon Johnson (2016-17)
Best 3pt Field Goal Accuracy ( <i>35 made</i> )	.460-Charles Falden (40-87/2018-19)
Most Free Throws Made	171-Keon Johnson (2016-17)
Most Free Throws Attempted	235-Charles Brunson (1980-81)
Best Free Throw Accuracy ( <i>80 made</i> )	.867-Mike Gaither (98-113/1981-82)
Most Rebounds	453-Charles Brunson (1980-81)
Most Assists	317-Rick Riese (1980-81)
Most Blocked Shots	72-Duby Okeke (2015-16)
Most Steals	208-Rick Riese (1979-80)
Most Minutes Played	1,374-Charles Brunson (1980-81)
Most Personal Fouls	139-Ronnie Creamer (1978-79)
Most Times Disqualified	14-Donnie Creamer (1978-79)
	Melvin Branham (1993-94)

## WINTHROP ALL-TIME D1 TRIPLE-DOUBLES (on record)

Chandler Vaudrin	Mar. 1, 2021 vs. (8) High Point (10 points, 12 rebounds, 10 assists)
Chandler Vaudrin	Dec. 30, 2020 vs. Campbell (10 points, 13 rebounds, 10 assists)
Chandler Vaudrin	Dec. 13, 2020 at USC Upstate (13 points, 11 rebounds, 14 assists)
Chandler Vaudrin	Jan. 2, 2020 vs. Longwood (10 points, 12 rebounds, 11 assists)
Xavier Cooks	Dec. 2, 2017 vs. Reinhardt (11 points, 15 rebounds, 11 assists)

## 20-WIN SEASONS

SEASON (NCAA D1)	SEASON ENDED WITH...	FINAL RECORD
29--2006-07	(NCAA Tourney - W, 74-64, (6) Notre Dame)	29-5
	(NCAA 2nd Rnd - L, 75-61, (3) Oregon)	26-7
27--2004-05	(NCAA Tourney - L, 74-64, (3) Gonzaga)	27-6
26--2016-17	(NCAA Tourney - L, 76-64, (3) Butler)	26-7
24--2019-20	(Big South Champions - NCAA Tourney canceled (COVID19)	24-10
23--2020-21	(NCAA Tourney - L, 73-63, (5) Villanova)	23-2
23--2021-22	(Big South Tournament Final - L, 79-58)	23-9
23--2015-16	(Big South Tournament Final - L, 77-68)	23-9
23--2005-06	(NCAA Tourney - L, 63-61, (2) Tennessee)	23-8
22--2007-08	(NCAA Tourney - L, 71-40, (4) Washington State)	22-12
21--1999-00	(NCAA Tourney - L, 74-50, (3) Oklahoma)	21-9
21--1998-99	(NCAA Tourney - L, 80-41, (1) Auburn)	21-8
20--2013-14	(Big South Tournament Final - L, 76-61)	20-13
20--2002-03	(Big South Tournament Semi-Finals - L, 81-80 OT, UNCA)	20-10
20--1985-86	(Big South Tournament Semi-Finals - L, 87-79)	20-9

# WINTHROP ALL-TIME SERIES VS. RADFORD

DATE	Home/Away/Neutral	Won/Lost	Series Record	BSC Record
Jan. 19, 1985	Away	Lost, 68-49	0-1	
<b>Jan. 30, 1986</b>	<b>Away</b>	<b>Won, 65-60</b>	<b>1-1</b>	<b>1-0</b>
Jan. 19, 1987	Away	Lost, 72-64	1-2	1-1
Jan. 28, 1987	Home	Lost, 62-59	1-3	1-2
Feb. 26, 1987	Neutral (BSCT 1st Rnd)	Lost, 71-69	1-4	
Jan. 16, 1988	Home	Lost, 47-46	1-5	1-3
<b>Feb. 15, 1988</b>	<b>Away</b>	<b>Won, 58-56</b>	<b>2-5</b>	<b>2-3</b>
<b>Mar. 5, 1988</b>	<b>Home (BSCT Title Game)</b>	<b>Won, 71-56</b>	<b>3-5</b>	
Jan. 14, 1989	Away	Lost, 63-58	3-6	2-4
<b>Feb. 13, 1989</b>	<b>Home</b>	<b>Won, 60-54</b>	<b>4-6</b>	<b>3-4</b>
<b>Jan. 15, 1990</b>	<b>Away</b>	<b>Won, 70-68</b>	<b>5-6</b>	<b>4-4</b>
<b>Feb. 12, 1990</b>	<b>Home</b>	<b>Won, 72-70</b>	<b>6-6</b>	<b>5-4</b>
Jan. 14, 1991	Home	Lost, 80-78	6-7	5-5
Feb. 11, 1991	Away	Lost, 76-49	6-8	5-6
Feb. 17, 1992	Away	Lost, 94-67	6-9	5-7
Feb. 24, 1992	Home	Lost, 80-66	6-10	5-8
Mar. 5, 1992	Neutral (BSCT 1st Rnd)	Lost, 80-54	6-11	
Feb. 6, 1993	Away	Lost, 107-88	6-12	5-9
Feb. 20, 1993	Home	Lost, 90-87	6-13	5-10
<b>Mar. 5, 1993</b>	<b>Neutral (BSCT Semis)</b>	<b>Won, 87-69</b>	<b>7-13</b>	
Jan. 12, 1994	Home	Lost, 91-68	7-14	5-11
Feb. 9, 1994	Away	Lost, 78-64	7-15	5-12
Jan. 11, 1995	Away	Lost, 92-73	7-16	5-13
Feb. 9, 1995	Home	Lost, 94-71	7-17	5-14
<b>Jan. 13, 1996</b>	<b>Away</b>	<b>Won, 70-66</b>	<b>8-17</b>	<b>6-14</b>
Feb. 10, 1996	Home	Lost, 92-82	8-18	6-15
<b>Jan. 22, 1997</b>	<b>Home</b>	<b>Won, 85-75</b>	<b>9-18</b>	<b>7-15</b>
Feb. 10, 1997	Away	Lost, 88-74	9-19	7-16
Jan. 21, 1998	Away	Lost, 88-54	9-20	7-17
Feb. 9, 1998	Home	Lost, 82-60	9-21	7-18
<b>Jan. 9, 1999</b>	<b>Home</b>	<b>Won, 70-56</b>	<b>10-21</b>	<b>8-18</b>
Feb. 17, 1999	Away	Lost, 57-53	10-22	8-19
<b>Feb. 27, 1999</b>	<b>Neutral (BSCT Title Game)</b>	<b>Won, 86-74</b>	<b>11-22</b>	<b>9-19</b>
Jan. 15, 2000	Away	Lost, 55-52	11-23	9-20
<b>Feb. 9, 2000</b>	<b>Home</b>	<b>Won, 81-78</b>	<b>12-23</b>	<b>10-20</b>
Jan. 24, 2001	Away	Lost, 59-54	12-24	10-21
<b>Feb. 9, 2001</b>	<b>Home</b>	<b>Won, 87-65</b>	<b>13-24</b>	<b>11-21</b>
<b>Mar. 1, 2001</b>	<b>Neutral (BSCT Title Game)</b>	<b>Won, 67-65 (OT)</b>	<b>14-24</b>	
Jan. 9, 2002	Away	Lost, 69-48	14-25	11-22
Feb. 9, 2002	Home	Lost, 72-64	14-26	11-23
Jan. 3, 2003	Away	Lost, 64-55	14-27	11-24
<b>Feb. 5, 2003</b>	<b>Home</b>	<b>Won, 82-61</b>	<b>15-27</b>	<b>12-24</b>
<b>Jan. 5, 2004</b>	<b>Home</b>	<b>Won, 78-76 (OT)</b>	<b>16-27</b>	<b>13-24</b>
<b>Feb. 7, 2004</b>	<b>Away</b>	<b>Won, 53-52</b>	<b>17-27</b>	<b>14-24</b>
<b>Jan. 15, 2005</b>	<b>Home</b>	<b>Won, 74-54</b>	<b>18-27</b>	<b>15-24</b>
<b>Feb. 16, 2005</b>	<b>Away</b>	<b>Won, 65-55</b>	<b>19-27</b>	<b>16-24</b>
<b>Jan. 14, 2006</b>	<b>Away</b>	<b>Won, 90-75</b>	<b>20-27</b>	<b>17-24</b>
<b>Feb. 11, 2006</b>	<b>Home</b>	<b>Won, 71-44</b>	<b>21-27</b>	<b>18-24</b>
<b>Jan. 20, 2007</b>	<b>Away</b>	<b>Won, 62-59</b>	<b>22-27</b>	<b>19-24</b>
<b>Feb. 10, 2007</b>	<b>Home</b>	<b>Won, 77-58</b>	<b>23-27</b>	<b>20-24</b>
<b>Jan. 19, 2008</b>	<b>Away</b>	<b>Won, 77-59</b>	<b>24-27</b>	<b>21-24</b>
<b>Feb. 16, 2008</b>	<b>Home</b>	<b>Won, 74-59</b>	<b>25-27</b>	<b>22-24</b>
<b>Mar. 4, 2008</b>	<b>Home (BSCT 1st Rnd)</b>	<b>Won, 76-49</b>	<b>26-27</b>	
Dec. 6, 2009	Away (Peters Hall)	Lost, 73-52	26-28	22-25
Feb. 2, 2009	Home	Lost, 59-55	26-29	22-26
Dec. 3, 2010	Home	Lost, 61-59	26-30	22-27
Feb. 27, 2010	Away	Lost, 54-52	26-31	22-28
<b>Mar. 4, 2010</b>	<b>Neutral (BSCT Semis)</b>	<b>Won, 61-46</b>	<b>27-31</b>	
<b>Jan. 20, 2011</b>	<b>Home</b>	<b>Won, 74-58</b>	<b>28-31</b>	<b>23-28</b>
Feb. 1, 2011	Away	Lost, 67-66	doesn't count on record	n/a
<b>Jan. 5, 2012</b>	<b>Home</b>	<b>Won, 70-54</b>	<b>29-31</b>	<b>24-28</b>
<b>Feb. 2, 2012</b>	<b>Away</b>	<b>Won, 77-63</b>	<b>30-31</b>	<b>25-28</b>
Jan. 26, 2013	Away	Lost, 58-57	30-32	25-29
<b>Mar. 5, 2013</b>	<b>Neutral (BSCT 1st Rnd)</b>	<b>Won, 60-58 (OT)</b>	<b>31-32</b>	
Jan. 29, 2014	Home	Lost, 76-64	31-33	25-30
Jan. 17, 2015	Home	Lost, 85-77	31-34	25-31
Jan. 31, 2015	Away	Lost, 73-66	31-35	25-32
<b>Mar. 6, 2015</b>	<b>Neutral (BSC Quarterfinal)</b>	<b>Won, 67-66</b>	<b>32-35</b>	
<b>Jan. 31, 2016</b>	<b>Home</b>	<b>Won, 87-77</b>	<b>33-35</b>	<b>26-32</b>
<b>Feb. 13, 2016</b>	<b>Away</b>	<b>Won, 86-84</b>	<b>34-35</b>	<b>27-32</b>
Dec. 31, 2016	Home	Lost, 82-80	34-36	27-33
<b>Feb. 1, 2017</b>	<b>Away</b>	<b>Won, 81-65</b>	<b>35-36</b>	<b>28-33</b>
Jan. 3, 2018	Away	Lost, 85-79	35-37	28-34
<b>Feb. 3, 2018</b>	<b>Home</b>	<b>Won, 75-57</b>	<b>36-37</b>	<b>29-34</b>
Mar. 2, 2018	Neutral (BSC Semifinals)	Lost, 61-52	36-38	29-35
Feb. 2, 2019	Home	Lost, 80-61	36-39	29-36
Feb. 21, 2019	Away	Lost, 87-81	36-40	29-37
<b>Jan. 20, 2020</b>	<b>Away</b>	<b>Won, 61-56</b>	<b>37-40</b>	<b>30-37</b>
Feb. 10, 2020	Home	Lost, 81-77	37-41	30-38
<b>Feb. 11, 2021</b>	<b>Away</b>	<b>Won, 80-64</b>	<b>38-41</b>	<b>31-38</b>
<b>Feb. 12, 2021</b>	<b>Away</b>	<b>Won, 55-47</b>	<b>39-41</b>	<b>32-38</b>
<b>Feb. 9, 2022</b>	<b>Home</b>	<b>Won, 58-48</b>	<b>40-41</b>	<b>33-38</b>
Jan. 11, 2023	Home	Lost, 66-52	40-42	33-39
Feb. 4, 2023	Away	Lost, 69-66	40-43	33-40
Mar. 3, 2023	Neutral (BSC Quarterfinal)	Lost, 78-69	40-44	
<b>Jan. 13, 2024</b>	<b>Home</b>	<b>Won, 92-88 (3OT)</b>	<b>41-44</b>	<b>34-40</b>
<b>Feb. 15, 2024</b>	<b>Away</b>	<b>Won, 85-69</b>	<b>42-44</b>	<b>35-40</b>

Home Record: 20-18

Away Record: 16-22

Neutral Record: 6-4

Big South Tourney: 8-4

Overtime: 4-0

## RECORD WHEN WINTHROP SCORES...

100-plus: 0-0  
90-99: 2-0  
80-89: 11-5  
70-79: 16-7  
60-69: 9-13  
50-59: 4-15  
40-49: 0-4

## VS. RU BY MONTH...

November: 0-0  
December: 0-3  
January: 15-19  
February: 20-17  
March: 7-3

## GAMES DECIDED BY...

1-point: 2-2  
2-points: 8-5  
1-5: 15-17  
6-10: 5-9  
11-19: 16-10  
20-plus: 6-8

# Last Meeting (2/15/24) | Dedmon Center (Radford, Va.)

## Official Basketball Box Score -- Game Totals -- Final Statistics

Winthrop vs Radford

02/15/24 8:00 pm at Radford, VA

Winthrop 85 • 16-11,7-5 Big So

#	Player		Total		3-Ptr	Rebounds			PF	TP	A	TO	Blk	Stl	Min
			FG-FGA	FG-FGA	FT-FTA	Off	Def	Tot							
12	DOUCET, K.J.	f	11-17	3-6	0-0	1	4	5	2	25	1	1	0	0	30
40	TIMMERMAN, Alex	f	3-4	0-0	0-0	0	1	1	1	6	1	1	0	1	22
03	ANUMBA, Micheal	g	1-3	1-3	4-4	0	3	3	1	7	0	1	0	0	28
10	JOHNSON, Nick	g	3-8	1-4	3-4	1	4	5	3	10	2	0	0	1	28
11	HARRISON, Kasen	g	5-7	2-2	1-1	2	1	3	1	13	4	0	1	1	34
00	MCMAHON, Sin'Cere		2-9	1-8	4-5	0	0	0	3	9	0	1	0	0	18
04	TALFORD, Kelton		4-6	0-0	5-6	4	5	9	2	13	4	0	0	0	19
05	DIALLO, Yoro		0-1	0-1	0-0	1	0	1	1	0	0	2	0	0	6
33	CLAXTON, Chase		0-3	0-3	2-2	1	1	2	0	2	0	0	1	0	15
Team						1	3	4				1			
Totals			29-58	8-27	19-22	11	22	33	14	85	12	7	2	3	200

FG % 1st Half: 13-29 44.8% 2nd half: 16-29 55.2% Game: 29-58 50.0% Deadball  
 3FG % 1st Half: 3-13 23.1% 2nd half: 5-14 35.7% Game: 8-27 29.6% Rebounds  
 FT % 1st Half: 5-6 83.3% 2nd half: 14-16 87.5% Game: 19-22 86.4% 2

Radford 69 • 13-13,3-8 Big So

#	Player		Total		3-Ptr	Rebounds			PF	TP	A	TO	Blk	Stl	Min
			FG-FGA	FG-FGA	FT-FTA	Off	Def	Tot							
00	Justin Archer	f	2-3	0-0	1-2	3	3	6	3	5	0	3	1	0	28
05	Josiah Harris	f	0-1	0-0	0-0	1	3	4	4	0	0	1	1	0	18
01	DaQuan Smith	g	8-15	3-7	4-4	0	2	2	2	23	1	0	0	1	36
03	Kenyon Giles	g	6-16	2-7	1-1	1	1	2	2	15	1	1	0	0	30
14	Bryan Antoine	g	4-7	2-4	4-4	0	5	5	2	14	2	0	0	0	36
02	Trenton Walters		0-0	0-0	0-0	0	0	0	1	0	0	0	0	1	1
04	Truth Harris		1-3	0-1	4-4	1	1	2	2	6	3	1	0	0	18
10	Chandler Turner		3-8	0-2	0-2	2	2	4	3	6	2	2	1	3	29
21	D'Auntray Pierce		0-0	0-0	0-0	0	1	1	3	0	0	0	1	0	4
Team						1	1	2				3			
Totals			24-53	7-21	14-17	9	19	28	22	69	9	11	4	5	200

FG % 1st Half: 11-28 39.3% 2nd half: 13-25 52.0% Game: 24-53 45.3% Deadball  
 3FG % 1st Half: 4-12 33.3% 2nd half: 3-9 33.3% Game: 7-21 33.3% Rebounds  
 FT % 1st Half: 6-7 85.7% 2nd half: 8-10 80.0% Game: 14-17 82.4% 1

Officials: Tommy Morrissey, Jamie Luckie, Jerry Heater

Technical fouls: Winthrop-None. Radford-None.

Attendance: 1404

2023-24 Men's Basketball. Round: 0. Radford vs Winthrop. Played at Donald N. D

Score by periods	1st	2nd	Total
Winthrop	34	51	85
Radford	32	37	69

	In	Off	2nd	Fast	
Points	Paint	T/O	Chance	Break	Bench
WINTHR	42	13	11	9	24
RADFORD	28	5	6	2	12

Last FG - WINTHROP 2nd-01:33, RADFORD 2nd-00:44.  
 Largest lead - WINTHROP by 18 2nd-07:59, RADFORD by 5 1st-06:16.  
 WINTHROP led for 22:34. RADFORD led for 13:51. Game was tied for 03:35.

Score tied - 5 times.  
 Lead changed - 9 times.



# 2024-25 COMBINED STATS

## 2024-25 Winthrop MBB Statistics Winthrop Combined Team Statistics (as of Jan 02, 2025) All games

RECORD:	OVERALL	HOME	AWAY	NEUTRAL
ALL GAMES	11-5	10-1	1-4	0-0
CONFERENCE	1-0	1-0	0-0	0-0
NON-CONFERENCE	10-5	9-1	1-4	0-0

#	Player	gp-gs	min	avg	Total		3-Point		F-Throw		Rebounds				pf	dq	a	to	blk	stl	pts	avg
					fg-fga	fg%	3fg-fga	3fg%	ft-fa	ft%	off	def	tot	avg								
04	TALFORD, Kelton	16-16	426	26.6	85-146	.582	0-0	.000	77-115	.670	57	70	127	7.9	42	1	9	25	13	20	247	15.4
12	DOUCET, K.J.	16-16	403	25.2	79-148	.534	17-45	.378	57-87	.655	30	73	103	6.4	45	1	17	38	2	14	232	14.5
11	HARRISON, Kasen	16-16	459	28.7	76-143	.531	10-27	.370	56-73	.767	2	40	42	2.6	32	0	57	29	3	23	218	13.6
10	JOHNSON, Nick	16-10	397	24.8	52-120	.433	18-53	.340	58-81	.716	12	29	41	2.6	41	2	24	30	7	22	180	11.3
03	JONES III, Paul	16-11	325	20.3	45-118	.381	29-91	.319	14-21	.667	12	39	51	3.2	19	0	9	13	0	4	133	8.3
55	BAKER, Bryce	16-5	311	19.4	38-108	.352	30-91	.330	4-7	.571	10	56	66	4.1	19	0	12	16	3	10	110	6.9
02	JOLLY, Ryan	16-1	195	12.2	20-47	.426	8-27	.296	19-22	.864	5	7	12	0.8	9	0	15	13	0	10	67	4.2
21	HAMILTON, Tai	16-0	160	10.0	15-27	.556	0-0	.000	16-28	.571	23	27	50	3.1	35	1	4	7	18	8	46	2.9
15	KAMARAD, Tommy	16-5	184	11.5	16-47	.340	5-32	.156	8-20	.400	13	24	37	2.3	17	0	6	7	5	7	45	2.8
05	DIALLO, Yoro	14-0	101	7.2	14-27	.519	0-4	.000	7-18	.389	12	16	28	2.0	16	0	8	11	3	11	35	2.5
51	DUNCOMB, Logan	7-0	40	5.7	4-11	.364	0-0	.000	7-10	.700	3	9	12	1.7	10	0	0	5	1	0	15	2.1
14	VAN BIBBER, Noah	6-0	34	5.7	4-15	.267	4-13	.308	0-0	.000	1	4	5	0.8	2	0	0	0	0	0	12	2.0
01	WILSON, Isaiah	15-0	143	9.5	5-18	.278	2-10	.200	11-16	.688	1	8	9	0.6	20	0	32	17	1	9	23	1.5
08	CHRISTY, Cam	5-0	11	2.2	2-8	.250	0-2	.000	1-2	.500	2	3	5	1.0	1	0	1	1	0	0	5	1.0
22	HARRISON, Henry	5-0	11	2.2	1-7	.143	0-6	.000	0-0	.000	0	0	0	0.0	1	0	1	0	0	0	2	0.4
Team											47	28	75					5				
Total.....		16	3200		456-990	.461	123-401	.307	335-500	.670	230	433	663	41.4	309	5	195	217	56	138	1370	85.6
Opponents.....		16	3200		413-980	.421	132-392	.337	232-336	.690	190	388	578	36.1	394	18	207	260	74	115	1190	74.4

TEAM STATISTICS	WINTHROP	OPP	Date	Opponent	Score	Att.
SCORING	1370	1190	11/04/24	PIEDMONT	w 125-65	1246
Points per game	85.6	74.4	11/09/24	LITTLE ROCK	w 82-67	2078
Scoring margin	+11.3	-	11/11/24	at Virginia Tech	L 52-58	4157
FIELD GOALS-ATT	456-990	413-980	11/15/24	WILLIAM & MARY	w 86-85	1324
Field goal pct	.461	.421	11/16/24	GA. SOUTHERN	L 87-89	1597
3 POINT FG-ATT	123-401	132-392	11/17/24	N.C. CENTRAL	w 77-75	1390
3-point FG pct	.307	.337	11/22/24	at Louisville	L 61-76	12462
3-pt FG made per game	7.7	8.3	11/25/24	LIU	w 87-65	1119
FREE THROWS-ATT	335-500	232-336	11/27/24	AVERETT	w 99-56	1289
Free throw pct	.670	.690	12/03/24	at Queens (NC)	w 86-78	575
F-Throws made per game	20.9	14.5	12/07/24	COASTAL CAROLINA	w 96-89	1798
REBOUNDS	663	578	12/12/24	BOB JONES	w 103-55	1328
Rebounds per game	41.4	36.1	12/17/24	at Florida St.	L 64-82	4354
Rebounding margin	+5.3	-	12/21/24	MERCER	w 102-97	1587
ASSISTS	195	207	12/29/24	at Indiana	L 68-77	14499
Assists per game	12.2	12.9	* 01/02/25	USC UPSTATE	w 95-76	1448
TURNOVERS	217	260	* = Conference game			
Turnovers per game	13.6	16.3				
Turnover margin	+2.7	-				
Assist/turnover ratio	0.9	0.8				
STEALS	138	115				
Steals per game	8.6	7.2				
BLOCKS	56	74				
Blocks per game	3.5	4.6				
ATTENDANCE	16204	36047				
Home games-Avg/Game	11-1473	5-7209				
Neutral site-Avg/Game	-	0-0				

Score by Periods	1st	2nd	Totals
Winthrop	637	733	1370
Opponents	575	615	1190

# 2024-25 TEAM GAME-BY-GAME

## 2024-25 Winthrop MBB Statistics Winthrop Team Game-by-Game (as of Jan 02, 2025) All games

### TEAM STATISTICS

Opponent	Date	Score		Total		3-Pointers		Free throws		Rebounds				pf	a	t/o	blk	stl	pts	avg
				fg-fga	pct	3fg-fga	pct	ft-fta	pct	off	def	tot	avg							
PIEDMONT	11/04/24	125-65	W	46-88	.523	13-40	.325	20-28	.714	28	35	63	63.0	14	20	9	6	10	125	125.0
LITTLE ROCK	11/09/24	82-67	W	23-55	.418	9-27	.333	27-42	.643	21	31	52	57.5	23	14	22	2	14	82	103.5
at Virginia Tech	11/11/24	52-58	L	20-58	.345	5-32	.156	7-13	.538	11	21	32	49.0	17	8	11	3	2	52	86.3
WILLIAM & MARY	11/15/24	86-85	W	29-65	.446	8-24	.333	20-31	.645	12	23	35	45.5	24	10	11	4	14	86	86.2
GA. SOUTHERN	11/16/24	87-89	L	24-51	.471	3-16	.188	36-49	.735	7	34	41	44.6	21	5	20	3	9	87	86.4
N.C. CENTRAL	11/17/24	77-75	W	26-54	.481	6-21	.286	19-26	.731	13	24	37	43.3	17	10	15	3	7	77	84.8
at Louisville	11/22/24	61-76	L	22-70	.314	6-29	.207	11-22	.500	19	22	41	43.0	23	8	19	0	10	61	81.4
LIU	11/25/24	87-65	W	31-61	.508	6-20	.300	19-32	.594	13	27	40	42.6	20	16	10	10	12	87	82.1
AVERETT	11/27/24	99-56	W	29-64	.453	11-28	.393	30-41	.732	16	27	43	42.7	19	17	8	2	11	99	84.0
at Queens (NC)	12/03/24	86-78	W	30-61	.492	5-18	.278	21-34	.618	14	29	43	42.7	22	10	13	7	6	86	84.2
COASTAL CAROLINA	12/07/24	96-89	W	29-53	.547	7-17	.412	31-40	.775	7	21	28	41.4	21	11	5	2	7	96	85.3
BOB JONES	12/12/24	103-55	W	38-65	.585	12-28	.429	15-20	.750	20	36	56	42.6	11	23	19	3	8	103	86.8
at Florida St.	12/17/24	64-82	L	20-68	.294	9-36	.250	15-23	.652	14	18	32	41.8	19	10	15	3	7	64	85.0
MERCER	12/21/24	102-97	W	31-57	.544	11-23	.478	29-48	.604	11	32	43	41.9	20	14	17	5	8	102	86.2
at Indiana	12/29/24	68-77	L	24-64	.375	6-23	.261	14-20	.700	12	27	39	41.7	22	8	11	2	6	68	85.0
USC UPSTATE	01/02/25	95-76	W	34-56	.607	6-19	.316	21-31	.677	12	26	38	41.4	16	11	12	1	7	95	85.6
Winthrop		1370		456-990	.461	123-401	.307	335-500	.670	230	433	663	41.4	309	195	217	56	138	1370	85.6
Opponents		1190		413-980	.421	132-392	.337	232-336	.690	190	388	578	36.1	394	207	260	74	115	1190	74.4

Games played: 16  
Points/game: 85.6  
FG Pct: 46.1  
3FG Pct: 30.7  
FT Pct: 67.0

Rebounds/game: 41.4  
Assists/game: 12.2  
Turnovers/game: 13.6  
Assist/turnover ratio: 0.9  
Steals/game: 8.6  
Blocks/game: 3.5

2024-25 BIG SOUTH ONLY STATS

2024-25 Winthrop MBB Statistics  
Winthrop Combined Team Statistics (as of Jan 02, 2025)  
Conference games only

RECORD:	OVERALL	HOME	AWAY	NEUTRAL
ALL GAMES	1-0	1-0	0-0	0-0
CONFERENCE	1-0	1-0	0-0	0-0
NON-CONFERENCE	0-0	0-0	0-0	0-0

##	Player	gp-gs	min	avg	Total		3-Point		F-Throw		Rebounds				pf	dq	a	to	blk	stl	pts	avg
					fg-fga	fg%	3fg-fga	3fg%	ft-fta	ft%	off	def	tot	avg								
04	TALFORD, Kelton	1-1	31	31.0	9-11	.818	0-0	.000	7-11	.636	4	8	12	12.0	1	0	0	4	0	1	25	25.0
12	DOUCET, K.J.	1-1	30	30.0	8-11	.727	1-2	.500	5-5	1.000	4	7	11	11.0	3	0	2	2	0	2	22	22.0
10	JOHNSON, Nick	1-1	29	29.0	5-8	.625	1-2	.500	5-7	.714	0	3	3	3.0	3	0	0	2	0	0	16	16.0
11	HARRISON, Kasen	1-1	26	26.0	6-10	.600	2-4	.500	0-0	.000	0	0	0	0.0	3	0	7	0	0	2	14	14.0
03	JONES III, Paul	1-1	27	27.0	5-8	.625	2-5	.400	0-0	.000	0	3	3	3.0	0	0	0	0	0	0	12	12.0
01	WILSON, Isaiah	1-0	14	14.0	0-1	.000	0-1	.000	3-4	.750	0	0	0	0.0	2	0	0	2	0	1	3	3.0
05	DIALLO, Yoro	1-0	2	2.0	1-1	1.000	0-0	.000	0-0	.000	0	0	0	0.0	0	0	0	0	0	0	2	2.0
21	HAMILTON, Tai	1-0	9	9.0	0-0	.000	0-0	.000	1-2	.500	2	2	4	4.0	2	0	0	0	1	0	1	1.0
15	KAMARAD, Tommy	1-0	5	5.0	0-1	.000	0-1	.000	0-2	.000	0	0	0	0.0	0	0	0	0	0	0	0	0.0
02	JOLLY, Ryan	1-0	16	16.0	0-3	.000	0-2	.000	0-0	.000	0	0	0	0.0	1	0	2	1	0	1	0	0.0
55	BAKER, Bryce	1-0	11	11.0	0-2	.000	0-2	.000	0-0	.000	0	3	3	3.0	1	0	0	1	0	0	0	0.0
Team											2	0	2									
Total.....		1	200		34-56	.607	6-19	.316	21-31	.677	12	26	38	38.0	16	0	11	12	1	7	95	95.0
Opponents.....		1	200		26-65	.400	10-25	.400	14-16	.875	13	19	32	32.0	23	2	14	14	1	7	76	76.0

TEAM STATISTICS	WINTHROP	OPP	Date	Opponent	Score	Att.
SCORING	95	76	* 01/02/25	USC UPSTATE	w 95-76	1448
Points per game	95.0	76.0				
Scoring margin	+19.0	-				
FIELD GOALS-ATT	34-56	26-65				
Field goal pct	.607	.400				
3 POINT FG-ATT	6-19	10-25				
3-point FG pct	.316	.400				
3-pt FG made per game	6.0	10.0				
FREE THROWS-ATT	21-31	14-16				
Free throw pct	.677	.875				
F-Throws made per game	21.0	14.0				
REBOUNDS	38	32				
Rebounds per game	38.0	32.0				
Rebounding margin	+6.0	-				
ASSISTS	11	14				
Assists per game	11.0	14.0				
TURNOVERS	12	14				
Turnovers per game	12.0	14.0				
Turnover margin	+2.0	-				
Assist/turnover ratio	0.9	1.0				
STEALS	7	7				
Steals per game	7.0	7.0				
BLOCKS	1	1				
Blocks per game	1.0	1.0				
ATTENDANCE	1448	0				
Home games-Avg/Game	1-1448	0-0				
Neutral site-Avg/Game	-	0-0				

Score by Periods	1st	2nd	Totals
Winthrop	41	54	95
Opponents	39	37	76

# WINTHROP BASKETBALL

↳ TRADITION RICH PROGRAM ↵

~NCAA D1 Member since 1985~

- 13 Big South Conference Championships (most in conference history)
- 11 NCAA Tournament Appearances (most in conference history and all in the last 22 years)
- Most 20-win seasons in Big South history (14)
- Eight seasons with 23 or more wins and a Big South record 29 wins in 2006-07
- Most wins all-time by Big South member (667) and most league wins all-time (351)
- Only Big South member to earn an 11, 12, 13 and 14 seed in NCAA Tournament
- First Big South member to win an NCAA Tournament game (defeated 6th seeded Notre Dame 74-64 in 2007)
- Big South record 55 conference tournament wins
- Big South record 18 conference championship game appearances
- 23 winning seasons out of 36 NCAA D1 seasons
- Notable Non-Conference Wins (ACC-Clemson (2), Georgia Tech, Miami, Wake Forest/Big East- Providence, Marquette, Notre Dame/Big 10-Illinois/Big 12-Missouri/PAC 12-Washington/SEC-Georgia, Mississippi State, Auburn/Mid-Majors-ODU, Missouri State, Saint Mary's (Ca.)/Independent-Miami)
- Three AP All-America selections (Greg Lewis, Keon Johnson, Xavier Cooks)
- 50 All-League selections, 38 All-Tournament Team selections
- Eagles have two of the Top 5 winningest coaches in the history of the league as Gregg Marshall has 194 (2nd) and Pat Kelsey currently has 186 (4th)
- Both are also in the Top 4 for conference wins all-time as Kelsey has 110 (2nd) and Marshall is 4th with 104



# WINTHROP

B A S K E T B A L L





Isaiah  
Wilson

Guard / 6-1 / 170 / Sr.  
Pittsburgh, Pa.  
(Richmond)

1

CAREER HONORS

CAREER HIGHS				BIG SOUTH			
Points	10	two times		Points	3	USC Upstate (1/2/25)	
Minutes	37	at Mercer (11/19/22)		Minutes	14	USC Upstate (1/2/25)	
FGM	4	Georgia St. (11/16/21)		FGM			
FGA	7	two times		FGA	1	USC Upstate (1/2/25)	
3PTFGM	2	four times		3PTFGM			
3PTFGA	3	four times		3PTFGAs	1	USC Upstate (1/2/25)	
FTM	7	at Mercer (11/19/22)		FTM	3	USC Upstate (1/2/25)	
FTA	8	at Mercer (11/19/22)		FTA	4	USC Upstate (1/2/25)	
Rebounds	6	at Drake (11/20/21)		Rebounds			
Assists	6	Piedmont (11/4/24)		Assists			
Blocks	1	two times		Blocks			
Steals	3	four times		Steals	1	USC Upstate (1/2/25)	
Turnovers	4	two times		Turnovers	2	USC Upstate (1/2/25)	

EXTRA DRIBBLE

- Broke a streak of 11 straight games with an assist after recording none in 14 minutes vs. Upstate
- Led the team in assist off the bench with five vs. Mercer
- It was his 3rd game of the season with 5 or more assists in a game
- Hast 13 assists in last five games and 23 over the last nine games
- Came off the bench vs. Bob Jones to lead the team with five assists
- Dished out a career-best six assists in the season-opener vs. Piedmont
- Ranks 15th in the Big South in assists per game (2.1)
- Missed most of 2023-24 with an injury after missing most of 2022-23
- Played five games in 2024-25 before the injury and played in seven games in 2022-23
- Played a career-high 37 minutes at Mercer on Nov. 19, 2022 and finished with a career-best free throws made (7) and free throws attempted (8)
- Transferred from Richmond after two seasons
- As a sophomore he appeared in 33 games for the Spiders with 15 starts for a team that won the Atlantic-10 Championship and advanced in the NCAA Tournament
- In 2021-22 he set a career-high for steals in a single-season with 19
- As a freshman he appeared in 20 games with two starts
- In his first A-10 Tournament he was 5-for-11 from three
- Played last two years of high school for First Love Christian Academy, leading the team to a 2020 National Christian School Athletic Association national championship semifinals
- No. 5 recruit in Pennsylvania's Class of 2020 by 247Sports.com
- No. 35 point guard recruit in Class of 2020 by 247Sports.com
- Began high school career at North Catholic, helping them to Western Pennsylvania Interscholastic Athletic League titles in 2016 and 2017

Opponent	Date	gs	min	Total		3-Pointers		Free throws		Rebounds				pf	a	t/o	blk	stl	pts	avg
				fg-fga	pct	3fg-fga	pct	ft-fa	pct	off	def	tot	avg							
PIEDMONT	11/04/24		12	0-2	.000	0-1	.000	0-0	.000	0	2	2	2.0	2	6	0	0	2	0	0.0
LITTLE ROCK	11/09/24		7	0-0	.000	0-0	.000	0-0	.000	0	0	0	1.0	2	0	2	0	1	0	0.0
at Virginia Tech	11/11/24		6	0-0	.000	0-0	.000	0-0	.000	0	1	1	1.0	0	0	1	0	0	0	0.0
WILLIAM & MARY	11/15/24		5	0-1	.000	0-1	.000	0-0	.000	0	0	0	0.8	0	1	2	0	0	0	0.0
N.C. CENTRAL	11/17/24		3	0-1	.000	0-1	.000	0-0	.000	1	0	1	0.8	0	1	0	0	0	0	0.0
at Louisville	11/22/24		7	0-1	.000	0-1	.000	0-0	.000	0	0	0	0.7	2	1	1	0	1	0	0.0
LIU	11/25/24		11	0-0	.000	0-0	.000	5-6	.833	0	0	0	0.6	4	3	3	0	1	5	0.7
AVERETT	11/27/24		12	0-2	.000	0-1	.000	2-2	1.000	0	1	1	0.6	1	4	1	0	1	2	0.9
at Queens (NC)	12/03/24		12	1-2	.500	0-1	.000	0-0	.000	0	0	0	0.6	1	2	2	1	0	2	1.0
COASTAL CAROLINA	12/07/24		11	0-1	.000	0-1	.000	0-0	.000	0	1	1	0.6	0	1	0	0	0	0	0.9
BOB JONES	12/12/24		17	3-4	.750	2-2	1.000	0-0	.000	0	0	0	0.5	1	5	0	0	1	8	1.5
at Florida St.	12/17/24		11	1-2	.500	0-0	.000	1-2	.500	0	1	1	0.6	4	2	0	0	0	3	1.7
MERCER	12/21/24		9	0-1	.000	0-0	.000	0-0	.000	0	2	2	0.7	0	5	2	0	1	0	1.5
at Indiana	12/29/24		6	0-0	.000	0-0	.000	0-2	.000	0	0	0	0.6	1	1	1	0	0	0	1.4
USC UPSTATE	01/02/25		14	0-1	.000	0-1	.000	3-4	.750	0	0	0	0.6	2	0	2	0	1	3	1.5
Totals		0	143	5-18	.278	2-10	.200	11-16	.688	1	8	9	0.6	20	32	17	1	9	23	1.5

Games played: 15  
Minutes/game: 9.5  
Points/game: 1.5  
FG Pct: 27.8  
3FG Pct: 20.0  
FT Pct: 68.8

Rebounds/game: 0.6  
Assists/game: 2.1  
Turnovers/game: 1.1  
Assist/turnover ratio: 1.9  
Steals/game: 0.6  
Blocks/game: 0.1

				Field Goals		3-Point		F-Throws		Rebounds				Scoring						
SEASON	TEAM	GP-GS	MIN/AVG	FG-FGA	FG%	3FG-3FGA	3FG%	FT-FTA	FT%	OFF	DEF	TOT	AVG	PF-FO	A	TO	BLK	STL	PTS	AVG
2020-21	UR	20-2	156/7.8	10-25	.400	5-11	.455	10-19	.526	6	13	19	1.0	24-0	8	11	0	8	35	1.8
2021-22	UR	33-15	486/14.7	25-78	.321	9-37	.243	18-29	.621	7	30	37	1.1	63-2	22	29	1	19	77	2.3
2022-23	Win	7-6	158/22.6	9-24	.375	5-10	.500	16-24	.667	0	12	12	1.7	23-2	15	20	2	7	39	5.6
2024-25	Win	15-0	143/9.6	5-18	.278	2-10	.200	11-16	.688	1	8	9	0.6	20-0	32	17	1	9	23	1.5
TOTAL FOR Win		22-6	301/13.7	14-42	.333	7-20	.350	27-40	.675	1	20	21	1.0	43-2	47	37	3	16	62	2.8
TOTAL		75-23	943/12.6	49-145	.338	21-68	.309	55-88	.625	14	63	77	1.0	130-4	77	77	4	43	174	2.3



Ryan  
Jolly

2

Guard / 6-3 / 180 / Gr.  
Martinez, Ga.  
(Piedmont)

CAREER HONORS

2022-23 & 2023-24 CCS First Team All-Conference | 2024 CCS Man of the Year

CAREER HIGHS			BIG SOUTH		
Points	37	at Berea (2/21/23)	Points		
Minutes			Minutes	16	USC Upstate (1/2/25)
FGM	12	Greensboro (12/5/20)	FGM		
FGA	24	at Huntingdon (2/9/24)	FGA	3	USC Upstate (1/2/25)
3PTFGM	5	Alma (11/18/23)	3PTFGM		
3PTFGA	12	Brevard (12/3/23)	3PTFGAs	2	USC Upstate (1/2/25)
FTM	14	two times	FTM		
FTA	16	at Berea (2/21/23)	FTA		
Rebounds	12	at Berea (2/21/23)	Rebounds		
Assists	11	two times	Assists	2	USC Upstate (1/2/25)
Blocks	3	Sewanee (11/8/21)	Blocks		
Steals	7	Maryville-TN (1/21/24)	Steals	1	USC Upstate (1/2/25)
Turnovers			Turnovers	1	USC Upstate (1/2/25)

EXTRA DRIBBLE

- Solid 16 minutes off the bench vs. Bob Jones with six points, 2 rebounds and four assists
- Has multiple assists in four of the last nine games
- Has eight straight games with double-digit minutes
- Is 2-for-9 from three over last four games
- Came off the bench for 11 points in the win at Queens, 1-of-4 Eagles in double-figures that game (played season-high 21 points)
- In just nine minutes of action vs. LIU, he tied for team-best and season-high three assists
- Faced his former team in the season opener, finishing with 15 points off the bench on 5-of-8 shooting
- Started 26-of-27 games last season at Piedmont and averaged a career-high 21.1 ppg
- Led Piedmont in assists (140), steals (66), points (570), and minutes (896) as well
- 2024 CCS Man of the Year and CCS First Team All-Conference
- 2022-23 CCS First Team All-Conference
- Small College Basketball Bevo Francis Award Top 100 Watch List in 2023-24
- Small College Basketball Trevor Hudgins Award Top 25 Watch List in 2023-24
- Reached 1,000 career points and had 1,371 by the end of the season
- Two-Time CCS All-Academic Team selection
- NABC Honors Court in 2020-21, 2021-22, 2022-23)
- Started career at Lander in 2019-20 and played 18 games with one start

Opponent	Date	gs	min	Total		3-Pointers		Free throws		Rebounds											
				fg-fga	pct	3fg-fga	pct	ft-fa	pct	off	def	tot	avg	pf	a	t/o	blk	stl	pts	avg	
PIEDMONT	11/04/24	*	19	5-8	.625	1-3	.333	4-4	1.000	1	1	2	2.0	0	0	2	0	2	15	15.0	
LITTLE ROCK	11/09/24		16	1-4	.250	1-3	.333	4-4	1.000	1	0	1	1.5	1	1	4	0	1	7	11.0	
at Virginia Tech	11/11/24		10	0-2	.000	0-2	.000	0-0	.000	0	0	0	1.0	0	1	0	0	0	0	7.3	
WILLIAM & MARY	11/15/24		15	1-3	.333	0-0	.000	1-2	.500	0	0	0	0.8	0	1	1	0	2	3	6.3	
GA. SOUTHERN	11/16/24		9	1-2	.500	0-1	.000	0-0	.000	0	1	1	0.8	0	0	0	0	0	2	5.4	
N.C. CENTRAL	11/17/24		3	0-0	.000	0-0	.000	0-0	.000	0	0	0	0.7	0	0	2	0	0	0	4.5	
at Louisville	11/22/24		5	1-2	.500	0-0	.000	0-0	.000	1	0	1	0.7	1	0	2	0	0	2	4.1	
LIU	11/25/24		9	2-2	1.000	1-1	1.000	1-2	.500	0	0	0	0.6	1	3	0	0	1	6	4.4	
AVERETT	11/27/24		11	0-2	.000	0-2	.000	3-3	1.000	0	1	1	0.7	1	0	0	0	1	3	4.2	
at Queens (NC)	12/03/24		21	3-6	.500	1-3	.333	4-5	.800	1	1	2	0.8	0	0	0	0	0	11	4.9	
COASTAL CAROLINA	12/07/24		10	0-0	.000	0-0	.000	2-2	1.000	0	1	1	0.8	1	0	0	0	0	2	4.6	
BOB JONES	12/12/24		16	2-4	.500	2-3	.667	0-0	.000	1	1	2	0.9	0	4	0	0	0	6	4.8	
at Florida St.	12/17/24		10	1-4	.250	1-4	.250	0-0	.000	0	0	0	0.8	0	1	1	0	1	3	4.6	
MERCER	12/21/24		12	2-3	.667	0-1	.000	0-0	.000	0	1	1	0.9	1	2	0	0	1	4	4.6	
at Indiana	12/29/24		13	1-2	.500	1-2	.500	0-0	.000	0	0	0	0.8	2	0	0	0	0	3	4.5	
USC UPSTATE	01/02/25		16	0-3	.000	0-2	.000	0-0	.000	0	0	0	0.8	1	2	1	0	1	0	4.2	
Totals		1	195	20-47	.426	8-27	.296	19-22	.864	5	7	12	0.8	9	15	13	0	10	67	4.2	

Games played: 16  
Minutes/game: 12.2  
Points/game: 4.2  
FG Pct: 42.6  
3FG Pct: 29.6  
FT Pct: 86.4

Rebounds/game: 0.8  
Assists/game: 0.9  
Turnovers/game: 0.8  
Assist/turnover ratio: 1.2  
Steals/game: 0.6

				Field Goals		3-Point		F-Throws		Rebounds										Scoring	
SEASON	TEAM	GP-GS	MIN/AVG	FG-FGA	FG%	3FG-3FGA	3FG%	FT-FTA	FT%	OFF	DEF	TOT	AVG	PF-FO	A	TO	BLK	STL	PTS	AVG	
2019-20	Lander	18-1	116/6.4	12-25	.480	4-10	.400	10-12	.833	1	11	12	0.7	8-0	6	12	0	4	38	2.1	
2020-21	PIED	17-17	502/29.5	106-193	.549	27-59	.458	53-63	.841	17	61	78	4.6	35-0	52	54	9	25	292	17.2	
2021-22	PIED	3-3	59/19.7	10-20	.500	1-5	.200	8-8	1.000	2	16	18	6.0	5-0	9	8	3	6	29	9.7	
2022-23	PIED	27-27	865/32.0	161-358	.450	35-93	.376	85-104	.817	23	146	169	6.3	61-1	125	82	13	51	442	16.4	
2023-24	PIED	27-26	895/33.2	188-362	.519	50-124	.403	144-162	.889	32	102	134	5.0	63-0	140	100	9	66	570	21.1	
2024-25	Win	16-1	196/12.3	20-47	.426	8-27	.296	19-22	.864	5	7	12	0.8	9-0	15	13	0	10	67	4.2	
TOTAL FOR Win		16-1	196/12.3	20-47	.426	8-27	.296	19-22	.864	5	7	12	0.8	9-0	15	13	0	10	67	4.2	
TOTAL		108-75	2633/24.4	497-1005	.495	125-318	.393	319-371	.860	80	343	423	3.9	181-1	347	269	34	162	1438	13.3	



Paul  
Jones III

3

Guard / 6-4 / 170 / Fr.  
Suffolk, Va.  
(Combine Academy)

CAREER HONORS

CAREER HIGHS				BIG SOUTH			
Points	25	Averett (11/27/24)		Points	12	USC Upstate (1/2/25)	
Minutes	30	at Louisville (11/22/24)		Minutes	27	USC Upstate (1/2/25)	
FGM	7	Averett (11/27/24)		FGM	5	USC Upstate (1/2/25)	
FGA	13	at Louisville (11/22/24)		FGA	8	USC Upstate (1/2/25)	
3PTFGM	6	Averett (11/27/24)		3PTFGM	2	USC Upstate (1/2/25)	
3PTFGA	11	at Louisville (11/22/24)		3PTFGAs	5	USC Upstate (1/2/25)	
FTM	5	Averett (11/27/24)		FTM			
FTA	6	Averett (11/27/24)		FTA			
Rebounds	5	two times		Rebounds	3	USC Upstate (1/2/25)	
Assists	3	two times		Assists			
Blocks				Blocks			
Steals	1	four times		Steals			
Turnovers	3	Bob Jones (12/12/24)		Turnovers			

EXTRA DRIBBLE

- In double-figures three straight game for first time in career
- Averaging 11.7 ppg during that stretch and shooting 57 percent from the floor
- After going 1-for-7 behind the arc at FSU, bounced back to knock down 4-of-7 vs. Mercer
- Had five rebounds vs. Mercer, matching his career-best (3 times)
- As a starter (last 10 games) he’s averaging 9.9 ppg, 3.5 rpg
- Matched career-high in assists with three vs. Coastal
- Posted a career-high 25 points on 6-of-8 from three in the win over Averett (3rd Eagle to score 20 or more this season)
- In second start of his career he posted 12 points, 5 rebounds, assist and steal at Louisville
- Made first start of the season on Nov. 17 vs. N.C. Central, finishing with 11 points, five rebounds
- It was his second game in double-figures, tying his career-high of 11 he posted in the season opener vs. Piedmont
- Has four or more rebounds in 6-of-10 games played
- Hit three triples in the opener and then matched that vs. N.C. Central
- Has double-digit minutes in all six games, including a career-high 26 vs. N.C. Central

Opponent	Date	gs	min	Total		3-Pointers		Free throws		Rebounds											pts	avg
				fg-fga	pct	3fg-fga	pct	ft-fita	pct	off	def	tot	avg	pf	a	t/o	blk	stl				
PIEDMONT	11/04/24		18	4-12	.333	3-10	.300	0-2	.000	4	0	4	4.0	0	0	1	0	1	11	11.0		
LITTLE ROCK	11/09/24		21	2-7	.286	0-4	.000	0-0	.000	1	3	4	4.0	1	3	0	0	0	4	7.5		
at Virginia Tech	11/11/24		16	1-8	.125	1-8	.125	0-0	.000	1	0	1	3.0	1	0	0	0	0	3	6.0		
WILLIAM & MARY	11/15/24		11	0-3	.000	0-1	.000	0-0	.000	0	1	1	2.5	1	0	0	0	0	0	4.5		
GA. SOUTHERN	11/16/24		12	2-6	.333	0-3	.000	2-2	1.000	1	2	3	2.6	1	0	0	0	0	6	4.8		
N.C. CENTRAL	11/17/24	*	26	3-8	.375	3-7	.429	2-3	.667	1	4	5	3.0	1	0	1	0	0	11	5.8		
at Louisville	11/22/24	*	30	4-13	.308	2-11	.182	2-3	.667	1	4	5	3.3	3	1	1	0	1	12	6.7		
LIU	11/25/24	*	16	1-5	.200	0-3	.000	0-0	.000	1	3	4	3.4	1	0	1	0	0	2	6.1		
AVERETT	11/27/24	*	23	7-9	.778	6-8	.750	5-6	.833	0	2	2	3.2	2	2	1	0	0	25	8.2		
at Queens (NC)	12/03/24	*	20	2-6	.333	2-4	.500	1-2	.500	1	3	4	3.3	3	0	1	0	0	7	8.1		
COASTAL CAROLINA	12/07/24	*	26	2-4	.500	1-3	.333	0-0	.000	0	3	3	3.3	0	3	0	0	1	5	7.8		
BOB JONES	12/12/24	*	14	3-6	.500	2-5	.400	1-1	1.000	0	3	3	3.3	0	0	3	0	0	9	7.9		
at Florida St.	12/17/24	*	16	1-8	.125	1-7	.143	0-0	.000	0	0	0	3.0	3	0	0	0	0	3	7.5		
MERCER	12/21/24	*	21	4-7	.571	4-7	.571	1-2	.500	0	5	5	3.1	1	0	2	0	1	13	7.9		
at Indiana	12/29/24	*	28	4-8	.500	2-5	.400	0-0	.000	1	3	4	3.2	1	0	2	0	0	10	8.1		
USC UPSTATE	01/02/25	*	27	5-8	.625	2-5	.400	0-0	.000	0	3	3	3.2	0	0	0	0	0	12	8.3		
Totals		11	325	45-118	.381	29-91	.319	14-21	.667	12	39	51	3.2	19	9	13	0	4	133	8.3		

Games played: 16  
Minutes/game: 20.3  
Points/game: 8.3  
FG Pct: 38.1  
3FG Pct: 31.9  
FT Pct: 66.7

Rebounds/game: 3.2  
Assists/game: 0.6  
Turnovers/game: 0.8  
Assist/turnover ratio: 0.7  
Steals/game: 0.3

				Field Goals		3-Point		F-Throws		Rebounds									Scoring	
SEASON	TEAM	GP-GS	MIN/AVG	FG-FGA	FG%	3FG-3FGA	3FG%	FT-FTA	FT%	OFF	DEF	TOT	AVG	PF-FO	A	TO	BLK	STL	PTS	AVG
2024-25	Win	16-11	328/20.5	45-118	.381	29-91	.319	14-21	.667	12	39	51	3.2	19-0	9	13	0	4	133	8.3
TOTAL		16-11	328/20.5	45-118	.381	29-91	.319	14-21	.667	12	39	51	3.2	19-0	9	13	0	4	133	8.3



Kelton  
Talford

4

Forward / 6-7 / 200 / Sr.  
Great Falls, S.C.  
(Great Falls H.S.)

CAREER HONORS

2024-25 Preseason All-Big South First Team | 2022-23 & 2023-24 First Team All-Conference  
2023 All-Tournament Team (Cancun Challenge Mayan Division) | Big South Player of the Week  
(12/23/22, 1/16/24)

CAREER HIGHS				BIG SOUTH			
Points	28	S.C. State (12/6/22)		Points	27	Radford (1/13/24)	
Minutes	38	three times		Minutes	38	Radford (1/13/24)	
FGM	11	at LSU (12/17/22)		FGM	10	Presbyterian College (1/4/23)	
FGA	15	at LSU (12/17/22)		FGA	14	High Point (1/27/24)	
3PTFGM	2	at Gardner-Webb (1/20/24)		3PTFGM	2	at Gardner-Webb 1/20/24)	
3PTFGA	3	at Gardner-Webb (1/20/24)		3PTFGA	3	at Gardner-Webb (1/20/24)	
FTM	11	Radford (1/13/24)		FTM	12	at Longwood (2/10/24)	
FTA	16	three times		FTA	16	two times	
Rebounds	16	Gardner-Webb (1/21/23)		Rebounds	16	Gardner-Webb (1/21/23)	
Assists	4	two times		Assists	4	two times	
Blocks	3	three times		Blocks	3	three times	
Steals	3	Elon (11/19/23)		Steals	2	six times	
Turnovers	5	two times		Turnovers	5	two times	

EXTRA DRIBBLE

- In the last meeting with Radford, he came off the bench for 13 points, 9 rebounds and tied career-high four assists
- Came off the bench in both meetings last year, averaging 20.0 ppg, 7.5 rpg and shot 63 percent from the floor (16-for-22 at the foul line)
- Became the program's all-time leader in games played (132) after 22 minutes at Indiana
- Has a double-double in three of the last five games after 25 points and 12 rebounds vs. Upstate (19th career double-double)
- Leads Big South with 57 offensive rebounds, 3rd in field goal percentage, 3rd in rebounding and 5th in scoring (as of Jan. 3)
- He is currently the Big South Conference's career leader in field goal percentage at .637 (Heder Ambrose of Charleston Southern is next at .618 - played 1985-89)
- His career .637 field goal percentage is 10th best in the nation among active players
- Currently 1-of-14 active players with 1,500 points/700 rebounds (as of Jan. 2)
- Notched second 20-point game of the season with 21 vs. Coastal
- Surpassed Keon Johnson (610) for the most free throw attempts in program history with 630
- Went to the foul line a season-high 15 times vs. Coastal (11-of-15) and ranks 6th nationally in total free throw attempts for the season
- After 11 attempts vs. Upstate, now has 14 career games of 10 or more
- Moved into 5th on the program's all-time scoring list with 1,578 points (49th player in league history to reach 1,500)
- Reached 700 career rebounds and now ranks 3rd on Winthrop's all-time list with 795 (ranked T-18th all-time in Big South)
- Became 1-of-36 players in league history with 1,000 points and 700 rebounds and is now the 12th player in Big South history with 1,500 points and 750 or more rebounds
- He is the 4th Eagle in league history with 1,000 points and 700 rebounds
- In 2023-24 he made 23 consecutive free throws over the course of a three-game stretch (IUPUI/Elon/Georgia)
- Was in double-figures 28-of-30 games last season
- Last year he led the conference in field goal percentage (.669) and ranked 6th nationally
- Posted a career-high 28 points in the win over S.C. State (12-6-22)
- Is a four-time All-Region selection / Three-time Region A Player of the Year
- Named All-State three times
- Helped lead Great Falls to the 2020 1A State Championship
- In high school career he scored over 1,500 points and had more than 750 rebounds

Opponent	Date	gs	min	Total		3-Pointers		Free throws		Rebounds				pf	a	t/o	blk	stl	pts	avg	
				fg-fga	pct	3fg-fga	pct	ft-fa	pct	off	def	tot	avg								
PIEDMONT	11/04/24	*	23	7-10	.700	0-0	.000	3-3	1.000	3	6	9	9.0	1	1	1	1	1	17	17.0	
LITTLE ROCK	11/09/24	*	27	5-11	.455	0-0	.000	0-2	.000	6	3	9	9.0	1	2	2	1	2	10	13.5	
at Virginia Tech	11/11/24	*	29	3-4	.750	0-0	.000	3-4	.750	1	2	3	7.0	3	0	2	0	1	9	12.0	
WILLIAM & MARY	11/15/24	*	29	5-9	.556	0-0	.000	4-9	.444	2	4	6	6.8	4	1	3	2	0	14	12.5	
GA. SOUTHERN	11/16/24	*	30	5-8	.625	0-0	.000	8-9	.889	1	5	6	6.6	5	0	3	1	3	18	13.6	
N.C. CENTRAL	11/17/24	*	31	8-13	.615	0-0	.000	6-8	.750	6	4	10	7.2	4	0	2	0	2	22	15.0	
at Louisville	11/22/24	*	31	6-12	.500	0-0	.000	3-3	1.000	6	3	9	7.4	3	1	1	0	1	15	15.0	
LIU	11/25/24	*	27	7-10	.700	0-0	.000	4-6	.667	6	7	13	8.1	1	1	0	2	1	18	15.4	
AVERETT	11/27/24	*	18	5-8	.625	0-0	.000	3-8	.375	2	1	3	7.6	3	0	0	0	2	13	15.1	
at Queens (NC)	12/03/24	*	22	3-10	.300	0-0	.000	1-4	.250	3	6	9	7.7	3	1	3	0	2	7	14.3	
COASTAL CAROLINA	12/07/24	*	28	5-10	.500	0-0	.000	11-15	.733	3	3	6	7.5	3	0	1	1	2	21	14.9	
BOB JONES	12/12/24	*	21	6-7	.857	0-0	.000	7-10	.700	7	7	14	8.1	1	0	0	1	0	19	15.3	
at Florida St.	12/17/24	*	26	2-5	.400	0-0	.000	4-6	.667	3	2	5	7.8	2	0	1	1	1	8	14.7	
MERCER	12/21/24	*	31	4-9	.444	0-0	.000	10-14	.714	3	7	10	8.0	3	1	2	3	1	18	14.9	
at Indiana	12/29/24	*	22	5-9	.556	0-0	.000	3-3	1.000	1	2	3	7.7	4	1	0	0	0	13	14.8	
USC UPSTATE	01/02/25	*	31	9-11	.818	0-0	.000	7-11	.636	4	8	12	7.9	1	0	4	0	1	25	15.4	
Totals			16	426	85-146	.582	0-0	.000	77-115	.670	57	70	127	7.9	42	9	25	13	20	247	15.4

Games played: 16  
Minutes/game: 26.6  
Points/game: 15.4  
FG Pct: 58.2  
FT Pct: 67.0

Rebounds/game: 7.9  
Assists/game: 0.6  
Turnovers/game: 1.6  
Assist/turnover ratio: 0.4  
Steals/game: 1.3  
Blocks/game: 0.8

				Field Goals		3-Point		F-Throws		Rebounds				Scoring						
SEASON	TEAM	GP-GS	MIN/AVG	FG-FGA	FG%	3FG-3FGA	3FG%	FT-FTA	FT%	OFF	DEF	TOT	AVG	PF-FO	A	TO	BLK	STL	PTS	AVG
2020-21	Win	25-0	338/13.5	59-97	.608	0-0	.000	24-45	.533	49	45	94	3.8	48-0	6	22	4	10	142	5.7
2021-22	Win	31-5	522/16.8	101-150	.673	0-0	.000	62-101	.614	50	101	151	4.9	56-0	8	39	18	10	264	8.5
2022-23	Win	30-28	951/31.7	184-275	.669	0-1	.000	119-181	.657	89	157	246	8.2	74-3	20	64	18	11	487	16.2
2023-24	Win	31-28	844/27.2	153-245	.624	2-8	.250	130-188	.691	66	111	177	5.7	61-1	34	66	20	16	438	14.1
2024-25	Win	16-16	427/26.7	85-146	.582	0-0	.000	77-115	.670	57	70	127	7.9	42-1	9	25	13	20	247	15.4
TOTAL		133-77	3081/23.2	582-913	.637	2-9	.222	412-630	.654	311	484	795	6.0	281-5	77	216	73	67	1578	11.9





Yoro  
Diallo

5

Forward / 6-8 / 210 / R-So.  
Cincinnati, Ohio  
(Moeller H.S.)

CAREER HONORS

CAREER HIGHS				BIG SOUTH			
Points	14	Toccoa Falls (12/29/23)		Points	4	at Charleston Southern (1/24/24)	
Minutes	23	Toccoa Falls (12/29/23)		Minutes	18	at Charleston Southern (1/24/24)	
FGM	7	Toccoa Falls (12/29/23)		FGM	2	at Charleston Southern (1/24/24)	
FGA	11	Toccoa Falls (12/29/23)		FGA	4	at Charleston Southern (1/24/24)	
3PTFGM	1	at Florida State (12/22/23)		3PTFGM			
3PTFGA	1	three times		3PTFGAs	1	two times	
FTM	2	three times		FTM	2	UNC Asheville (1/18/24)	
FTA	6	Little Rock (11/9/24)		FTA	2	two times	
Rebounds	12	Toccoa Falls (12/29/23)		Rebounds	7	Charleston Southern (2/7/24)	
Assists	3	two times		Assists	2	Charleston Southern (2/7/24)	
Blocks	2	at Queens (12/3/24)		Blocks			
Steals	3	two times		Steals	1	at Charleston Southern (1/24/24)	
Turnovers	2	five times		Turnovers	2	three times	

- EXTRA DRIBBLE
- Did not play at Indiana, but returned to play two minutes and scored on only field goal attempt as he finished on a fast break
  - Posted double-figures off the bench vs. Bob Jones with 10 and also hauled in six boards (first double-figure game of the season)
  - Had a career-high two blocks in the win at Queens, including one with under a minute to go to keep the three-point lead
  - Has come off the bench in all 11 games he’s played (missed the Virginia Tech game)
  - Had two assists vs. LIU (9th career multi-assist game)
  - Has 11 steals with four multi-steal games and has matched career-high of three in two games
  - Dished out a career-best three assists on 12/29/23 vs. Toccoa Falls
  - Made collegiate debut on Nov. 6 at Clemson (11/6/23)
  - Hauled in a career-high seven rebounds vs. Brevard and Bob Jones last season
  - Was an All-Team GCL basketball selection in 2022
  - Was an All-Team GCL soccer selection in 2021
  - Played soccer and basketball at Moeller H.S.
  - Entering high school he stepped away from basketball and played soccer for three seasons before returning to basketball for his senior season

Opponent	Date	gs	min	Total		3-Pointers		Free throws		Rebounds											
				fg-fga	pct	3fg-fga	pct	ft-fga	pct	off	def	tot	avg	pf	a	t/o	blk	stl	pts	avg	
PIEDMONT	11/04/24		15	3-5	.600	0-1	.000	2-2	1.000	4	2	6	6.0	1	3	1	0	1	8	8.0	
LITTLE ROCK	11/09/24		4	0-1	.000	0-0	.000	1-6	.167	1	1	2	4.0	0	0	2	0	2	1	4.5	
WILLIAM & MARY	11/15/24		10	1-3	.333	0-1	.000	0-0	.000	0	1	1	3.0	2	2	2	1	3	2	3.7	
GA. SOUTHERN	11/16/24		9	1-2	.500	0-0	.000	1-2	.500	0	0	0	2.3	2	0	1	0	2	3	3.5	
N.C. CENTRAL	11/17/24		6	0-1	.000	0-1	.000	0-0	.000	0	0	0	1.8	2	0	0	0	0	0	2.8	
at Louisville	11/22/24		9	0-2	.000	0-0	.000	0-0	.000	0	3	3	2.0	1	0	1	0	0	0	2.3	
LIU	11/25/24		6	1-2	.500	0-0	.000	0-0	.000	0	1	1	1.9	0	2	0	0	0	2	2.3	
AVERETT	11/27/24		10	1-2	.500	0-0	.000	2-6	.333	5	2	7	2.5	3	0	1	0	3	4	2.5	
at Queens (NC)	12/03/24		10	0-0	.000	0-0	.000	0-0	.000	0	0	0	2.2	1	0	1	2	0	0	2.2	
COASTAL CAROLINA	12/07/24		5	1-1	1.000	0-0	.000	1-2	.500	0	1	1	2.1	2	0	0	0	0	3	2.3	
BOB JONES	12/12/24		11	5-6	.833	0-0	.000	0-0	.000	2	4	6	2.5	2	1	2	0	0	10	3.0	
at Florida St.	12/17/24		4	0-1	.000	0-1	.000	0-0	.000	0	1	1	2.3	0	0	0	0	0	0	2.8	
MERCER	12/21/24		0	0-0	.000	0-0	.000	0-0	.000	0	0	0	2.2	0	0	0	0	0	0	2.5	
USC UPSTATE	01/02/25		2	1-1	1.000	0-0	.000	0-0	.000	0	0	0	2.0	0	0	0	0	0	2	2.5	
Totals		0	101	14-27	.519	0-4	.000	7-18	.389	12	16	28	2.0	16	8	11	3	11	35	2.5	

Games played: 14  
Minutes/game: 7.2  
Points/game: 2.5  
FG Pct: 51.9  
3FG Pct: 0.0  
FT Pct: 38.9

Rebounds/game: 2.0  
Assists/game: 0.6  
Turnovers/game: 0.8  
Assist/turnover ratio: 0.7  
Steals/game: 0.8  
Blocks/game: 0.2

			Field Goals		3-Point		F-Throws		Rebounds											Scoring	
SEASON	TEAM	GP-GS	MIN	AVG	FG-FGA	FG%	3FG-3FGA	3FG%	FT-FTA	FT%	OFF	DEF	TOT	AVG	PF-FO	A	TO	BLK	STL	PTS	AVG
2023-24	Win	29-0	251	8.7	20-40	.500	1-8	.125	6-13	.462	21	42	63	2.2	29-2	15	12	4	7	47	1.6
2024-25	Win	14-0	101	7.2	14-27	.519	0-4	.000	7-18	.389	12	16	28	2.0	16-0	8	11	3	11	35	2.5
TOTAL		43-0	352	8.2	34-67	.507	1-12	.083	13-31	.419	33	58	91	2.1	45-2	23	23	7	18	82	1.9



Cam Christy

8

Guard / 6-4 / 200 / Jr.  
Walton, Ky.  
(Mount St. Joseph Univ.)

CAREER HONORS

- EXTRA DRIBBLE
- Posted four points in the final three minutes of win over Bob Jones
  - Saw first action as an Eagle in the season opener with three minutes against Piedmont
  - Walk-on and did not play in 2023-24
  - 2021 and 2022 All-District Selection
  - 2020, 2021, 2022 All-Conference Selection
  - 2022 All-Region Selection

CAREER HIGHS			BIG SOUTH		
Points	4	Bob Jones (12/12/24)	Points		
Minutes	3	three times	Minutes		
FGM	2	Bob Jones (12/12/24)	FGM		
FGA	3	two times	FGA		
3PTFGM			3PTFGM		
3PTFGA	1	two times	3PTFGAs		
FTM	1	Piedmont (11/4/24)	FTM		
FTA	2	Piedmont (11/4/24)	FTA		
Rebounds	3	Piedmont (11/4/24)	Rebounds		
Assists	1	Piedmont (11/4/24)	Assists		
Blocks			Blocks		
Steals			Steals		
Turnovers	1	Bob Jones (12/12/24)	Turnovers		

Opponent	Date	gs	min	Total		3-Pointers		Free throws		Rebounds				pf	a	t/o	blk	stl	pts	avg
				fg-fga	pct	3fg-fga	pct	ft-fta	pct	off	def	tot	avg							
PIEDMONT	11/04/24	3		0-1	.000	0-1	.000	1-2	.500	1	2	3	3.0	0	1	0	0	0	1	1.0
LITTLE ROCK	11/09/24	1		0-0	.000	0-0	.000	0-0	.000	0	0	0	1.5	0	0	0	0	0	0	0.5
LIU	11/25/24	1		0-1	.000	0-0	.000	0-0	.000	0	0	0	1.0	1	0	0	0	0	0	0.3
AVERETT	11/27/24	3		0-3	.000	0-0	.000	0-0	.000	0	1	1	1.0	0	0	0	0	0	0	0.3
BOB JONES	12/12/24	3		2-3	.667	0-1	.000	0-0	.000	1	0	1	1.0	0	0	1	0	0	4	1.0
Totals		0	11	2-8	.250	0-2	.000	1-2	.500	2	3	5	1.0	1	1	1	0	0	5	1.0

Games played: 5  
Minutes/game: 2.2  
Points/game: 1.0  
FG Pct: 25.0  
3FG Pct: 0.0  
FT Pct: 50.0

Rebounds/game: 1.0  
Assists/game: 0.2  
Turnovers/game: 0.2  
Assist/turnover ratio: 1.0

				Field Goals		3-Point		F-Throws		Rebounds										Scoring	
SEASON	TEAM	GP-GS	MIN/AVG	FG-FGA	FG%	3FG-3FGA	3FG%	FT-FTA	FT%	OFF	DEF	TOT	AVG	PF-FO	A	TO	BLK	STL	PTS	AVG	
2024-25	Win	5-0	11/2.2	2-8	.250	0-2	.000	1-2	.500	2	3	5	1.0	1-0	1	1	0	0	5	1.0	
TOTAL		5-0	11/2.2	2-8	.250	0-2	.000	1-2	.500	2	3	5	1.0	1-0	1	1	0	0	5	1.0	



# Nick Johnson 10

Guard / 6-4 / 200 / Sr.  
Bronx, N.Y.  
(New Hampshire)

## CAREER HONORS

2022-23 America East All-Conference Third Team | 2022-23 America East All-Defensive Team

CAREER HIGHS				BIG SOUTH			
Points	22	Mercer (12/21/24)		Points	20	Radford (1/13/24)	
Minutes	47	Radford (1/13/24)		Minutes	47	Radford (1/13/24)	
FGM	9	Bryant (1/14/23)		FGM	8	Radford (1/13/24)	
FGA	17	at UMASS Lowell (3/7/23)		FGA	11	Radford (1/13/24)	
3PTFGM	4	two times		3PTFGM	4	Radford (1/13/24)	
3PTFGA	8	two times		3PTFGAs	8	Radford (1/13/24)	
FTM	9	three times		FTM	9	USC Upstate (2/24/24)	
FTA	13	at UMASS Lowell (3/7/23)		FTA	11	at USC Upstate (1/6/24)	
Rebounds	16	Vermont (1/8/23)		Rebounds	7	Longwood (1/3/24)	
Assists	5	at Little Rock (12/10/23)		Assists	4	UNC Asheville (1/18/24)	
Blocks	3	two times		Blocks	1	four times	
Steals	4	three times		Steals	3	five times	
Turnovers	5	two times		Turnovers	5	Radford (1/13/24)	

## EXTRA DRIBBLE

- Averaged 15.0 ppg, 5.5 rpg vs. Radford in 2023-24 and shot 53 percent
- Led the team with a career-high 22 points in the win over Mercer (second 20-point game of the season)
- Has been in double-figures the last seven games
- As a starter (10 games) he's averaging 13.2 ppg, 2.3 rpg and 1.6 spg while shooting 49 percent from the field and 74 percent at the foul line
- Last year he was second on the team with 159 free throw attempts in all games and vs. Big South opponents with 88 (shot 62 percent in all games, 66 percent in Big South)
- This season he's 3rd on the team in free throw attempts and is shooting 72 percent
- cored 13 of his 17 points in the second half of the loss at FSU
- Scored 17 points off the bench in the win vs. N.C. Central, two days after posting 17 points in the win over William & Mary
- Has a steal in 14-of-16 games, nabbing 22 on the year for a career total of 137 and six multi-steal games
- Ranks 8th in the Big South in steals per game (1.4) and 21st in scoring (11.3)
- Surpassed 1,000 career points in the win at Radford last season (now has 1,224)
- Had 13 multi-steal games last season and ranked 4th in the league (1.4)
- Team is 7-1 in games he's scored 10 or more and in his two-year career as an Eagle the team is 19-8 when he reaches double-digits
- Had 44 steals in 2023-24, the first Eagle with 40 or more in a single-season since 2019-20 when Chandler Vaudrin had 45
- Had three steals at Longwood, his seventh game this season with 3 or more
- Reached 100 career steals with a swipe in the win over Radford
- Dished out a career-high five assists in the win at Little Rock
- Scored a season-high 14 points in back-to-back games (Drexel/Holy Cross)
- Last season at New Hampshire he played in 25 games with 23 starts and was second on the team in scoring (12.8 ppg)
- Ranked 3rd in the America East in steals per game (1.4)
- Posted 20 or more points five times in 2022-23
- Recorded a double-double in back-to-back games (vs. Vermont/at Maine)
- Led All Hallows H.S. to a Class A CHSAA regular season title in 2019
- Averaged 21.7 ppg, 8.2 rpg, 4.9 apg, and 1.6 spg in his senior season
- Was named the Class A Player of the Year

Opponent	Date	gs	min	Total		3-Pointers		Free throws		Rebounds				pf	a	t/o	blk	stl	pts	avg
				fg-fga	pct	3fg-fga	pct	ft-fa	pct	off	def	tot	avg							
PIEDMONT	11/04/24		17	2-7	.286	1-3	.333	0-1	.000	2	1	3	3.0	1	2	0	0	1	5	5.0
LITTLE ROCK	11/09/24		15	0-4	.000	0-3	.000	1-2	.500	1	3	4	3.5	4	2	3	1	2	1	3.0
at Virginia Tech	11/11/24		23	0-5	.000	0-3	.000	2-4	.500	0	3	3	3.3	2	2	0	1	0	2	2.7
WILLIAM & MARY	11/15/24		28	4-9	.444	3-7	.429	6-6	1.000	0	1	1	2.8	2	0	0	0	3	17	6.3
GA. SOUTHERN	11/16/24		27	1-6	.167	0-2	.000	4-6	.667	2	1	3	2.8	1	0	3	0	1	6	6.2
N.C. CENTRAL	11/17/24		29	5-7	.714	2-3	.667	5-8	.625	0	1	1	2.5	2	2	1	1	1	17	8.0
at Louisville	11/22/24	*	20	1-6	.167	1-4	.250	0-1	.000	0	2	2	2.4	5	2	4	0	1	3	7.3
LIU	11/25/24	*	22	5-8	.625	0-2	.000	1-3	.333	2	0	2	2.4	4	0	2	2	2	11	7.8
AVERETT	11/27/24	*	17	1-3	.333	0-0	.000	5-6	.833	0	0	0	2.1	1	2	0	0	1	7	7.7
at Queens (NC)	12/03/24	*	28	7-12	.583	2-5	.400	4-7	.571	1	2	3	2.2	3	1	4	0	3	20	8.9
COASTAL CAROLINA	12/07/24	*	34	4-8	.500	2-3	.667	5-5	1.000	0	1	1	2.1	1	3	1	1	2	15	9.5
BOB JONES	12/12/24	*	20	4-5	.800	2-2	1.000	1-2	.500	0	1	1	2.0	1	3	4	0	1	11	9.6
at Florida St.	12/17/24	*	27	4-14	.286	1-6	.167	8-8	1.000	0	3	3	2.1	2	1	3	0	1	17	10.2
MERCER	12/21/24	*	32	7-11	.636	2-4	.500	6-9	.667	2	3	5	2.3	4	2	2	0	2	22	11.0
at Indiana	12/29/24	*	29	2-7	.286	1-4	.250	5-6	.833	2	4	6	2.5	5	2	1	1	1	10	10.9
USC UPSTATE	01/02/25	*	29	5-8	.625	1-2	.500	5-7	.714	0	3	3	2.6	3	0	2	0	0	16	11.3
Totals		10	397	52-120	.433	18-53	.340	58-81	.716	12	29	41	2.6	41	24	30	7	22	180	11.3

Games played: 16  
Minutes/game: 24.8  
Points/game: 11.3  
FG Pct: 43.3  
3FG Pct: 34.0  
FT Pct: 71.6

Rebounds/game: 2.6  
Assists/game: 1.5  
Turnovers/game: 1.9  
Assist/turnover ratio: 0.8  
Steals/game: 1.4  
Blocks/game: 0.4

				Field Goals		3-Point		F-Throws		Rebounds				Scoring						
SEASON	TEAM	GP-GS	MIN/AVG	FG-FGA	FG%	3FG-3FGA	3FG%	FT-FTA	FT%	OFF	DEF	TOT	AVG	PF-FO	A	TO	BLK	STL	PTS	AVG
2020-21	UNH	19-11	470/24.7	57-126	.452	7-21	.333	30-64	.469	18	65	83	4.4	43-1	24	27	7	16	151	7.9
2021-22	UNH	28-27	794/28.4	89-184	.484	16-56	.286	48-78	.615	32	89	121	4.3	70-2	36	35	16	22	242	8.6
2022-23	UNH	25-23	835/33.4	104-278	.374	34-91	.374	77-126	.611	43	81	124	5.0	62-0	26	45	9	34	319	12.8
2023-24	Win	32-28	889/27.8	99-236	.419	35-99	.354	99-159	.623	32	79	111	3.5	63-1	55	59	9	44	332	10.4
2024-25	Win	16-10	396/24.7	52-120	.433	18-53	.340	58-81	.716	12	29	41	2.6	41-2	24	30	7	22	180	11.3
TOTAL FOR Win		48-38	1284/26.8	151-356	.424	53-152	.349	157-240	.654	44	108	152	3.2	104-3	79	89	16	66	512	10.7
TOTAL		120-99	3383/28.2	401-944	.425	110-320	.344	312-508	.614	137	343	480	4.0	279-6	165	196	48	138	1224	10.2



Kasen Harrison

11

Guard / 6-2 / 200 / Sr.  
Beaumont, Texas  
(Lamar Univ.)

CAREER HONORS

CAREER HIGHS				BIG SOUTH			
Points	27	at High Point (2/28/24)		Points	27	at High Point (2/28/24)	
Minutes	46	two times		Minutes	46	Radford (1/13/24)	
FGM	10	at High Point (2/28/24)		FGM	10	at High Point (2/28/24)	
FGA	17	at High Point (2/28/24)		FGA	17	at High Point (2/28/24)	
3PTFGM	6	Campbell (2/22/23)		3PTFGM	6	Campbell (2/22/23)	
3PTFGA	7	three times		3PTFGAs	6	Campbell (2/22/23)	
FTM	12	Georgia Southern (11/16/24)		FTM	9	three times	
FTA	14	at Longwood (1/7/23)		FTA	14	at Longwood (1/7/23)	
Rebounds	9	Wiley (11/9/21)		Rebounds	6	two times	
Assists	8	two times		Assists	7	two times	
Blocks	1	11 times		Blocks	1	at Longwood (1/7/23)	
Steals	4	five times		Steals	3	four times	
Turnovers	6	two times		Turnovers	5	at Longwood (1/7/23)	

EXTRA DRIBBLE

- Last season vs. Radford he averaged 15.5 ppg, 4.0 rpg and 3.0 apg while shooting 60 percent and going 10-for-13 at the line
- Was one shy of his career-high in assists with seven vs. Upstate
- Has four games with three or more steals and seven multi-steal game on the season
- Posted second 20-point game of the season with 20 in the win over Mercer as he was 7-of-11 from the floor
- Led the Eagles with five assists in the loss at FSU
- Scored in double-figures the first seven games, including a season-high 24 against Georgia Southern
- Tied a career-best four steals against Little Rock
- 6th in Big South for assists per game (3.6) and 5th in steals per game (1.40)
- Was 1-of-3 Eagles reach 1,000 career points in 2023-24
- Moved past 400 career assists (435) and has 284 as an Eagle
- If he can average at least 2.4 assists per game the remainder of the year he'll crack the Top 10 all-time (10th is Andre Smith - 322)
- Knocked down a career-best six threes as he was a perfect 6-for-6 behind the arc in win over Campbell (2/22/23)
- No Winthrop player in the last 19 seasons has been perfect behind the arc when making five or more in a game
- Transferred from Lamar where he was a two-year starter
- As a sophomore he battled his way through injuries and played 16 games
- In the 16 games he averaged 10.7 ppg, 3.0 rpg and 3.2 apg
- He led all freshmen in scoring in the Southland Conference after posting 13.1 ppg in his first season
- Also ranked 5th in the Southland for assists per game (4.0) and 7th in steals (1.48)
- Was a PHTX Top 100 prospect out of Texas (58th overall) and was rated the No. 6 player by RCSports.com

Opponent	Date	gs	min	Total		3-Pointers		Free throws		Rebounds				pf	a	t/o	blk	stl	pts	avg	
				fg-fga	pct	3fg-fga	pct	ft-fga	pct	off	def	tot	avg								
PIEDMONT	11/04/24	*	20	5-9	.556	0-2	.000	4-4	1.000	0	1	1	1.0	1	4	0	0	0	14	14.0	
LITTLE ROCK	11/09/24	*	29	3-4	.750	0-1	.000	7-8	.875	0	4	4	2.5	3	4	2	0	4	13	13.5	
at Virginia Tech	11/11/24	*	33	8-14	.571	1-5	.200	2-3	.667	0	1	1	2.0	3	2	4	0	0	19	15.3	
WILLIAM & MARY	11/15/24	*	32	5-13	.385	0-1	.000	5-6	.833	0	3	3	2.3	2	3	1	0	3	15	15.3	
GA. SOUTHERN	11/16/24	*	31	6-8	.750	0-0	.000	12-13	.923	1	4	5	2.8	2	2	6	1	0	24	17.0	
N.C. CENTRAL	11/17/24	*	36	5-8	.625	1-2	.500	2-3	.667	0	6	6	3.3	1	6	2	0	2	13	16.3	
at Louisville	11/22/24	*	34	4-12	.333	0-1	.000	2-3	.667	0	0	0	2.9	4	3	3	0	2	10	15.4	
LIU	11/25/24	*	27	2-6	.333	0-1	.000	2-6	.333	0	3	3	2.9	1	2	1	0	1	6	14.3	
AVERETT	11/27/24	*	25	5-8	.625	2-2	1.000	3-3	1.000	0	5	5	3.1	1	4	2	0	0	15	14.3	
at Queens (NC)	12/03/24	*	24	5-8	.625	0-0	.000	5-6	.833	0	3	3	3.1	2	4	0	1	0	15	14.4	
COASTAL CAROLINA	12/07/24	*	27	8-12	.667	2-2	1.000	1-1	1.000	0	1	1	2.9	3	2	1	0	1	19	14.8	
BOB JONES	12/12/24	*	22	2-5	.400	0-1	.000	0-0	.000	0	3	3	2.9	0	2	2	0	3	4	13.9	
at Florida St.	12/17/24	*	31	1-4	.250	0-1	.000	1-3	.333	1	2	3	2.9	1	5	0	0	1	3	13.1	
MERCER	12/21/24	*	29	7-11	.636	1-3	.333	5-8	.625	0	3	3	2.9	2	3	2	1	1	20	13.6	
at Indiana	12/29/24	*	33	4-11	.364	1-1	1.000	5-6	.833	0	1	1	2.8	3	4	3	0	3	14	13.6	
USC UPSTATE	01/02/25	*	26	6-10	.600	2-4	.500	0-0	.000	0	0	0	2.6	3	7	0	0	2	14	13.6	
Totals			16	459	76-143	.531	10-27	.370	56-73	.767	2	40	42	2.6	32	57	29	3	23	218	13.6

Games played: 16  
Minutes/game: 28.7  
Points/game: 13.6  
FG Pct: 53.1  
3FG Pct: 37.0  
FT Pct: 76.7

Rebounds/game: 2.6  
Assists/game: 3.6  
Turnovers/game: 1.8  
Assist/turnover ratio: 2.0  
Steals/game: 1.4  
Blocks/game: 0.2

				Field Goals		3-Point		F-Throws		Rebounds				Scoring						
SEASON	TEAM	GP-GS	MIN/AVG	FG-FGA	FG%	3FG-3FGA	3FG%	FT-FTA	FT%	OFF	DEF	TOT	AVG	PF-FO	A	TO	BLK	STL	PTS	AVG
2020-21	Lamar	25-20	805/32.2	115-241	.477	15-31	.484	83-103	.806	23	47	70	2.8	62-0	100	72	1	37	328	13.1
2021-22	Lamar	16-12	470/29.4	62-163	.380	13-53	.245	34-46	.739	19	29	48	3.0	23-0	51	41	0	17	171	10.7
2022-23	Win	29-26	931/32.1	111-231	.481	28-62	.452	83-110	.755	5	66	71	2.4	73-3	111	71	5	34	333	11.5
2023-24	Win	31-29	977/31.5	111-264	.420	28-92	.304	99-131	.756	19	75	94	3.0	65-0	118	62	4	38	349	11.3
2024-25	Win	16-16	460/28.8	76-143	.531	10-27	.370	56-73	.767	2	40	42	2.6	32-0	57	29	3	23	218	13.6
TOTAL FOR Win		76-71	2368/31.2	298-638	.467	66-181	.365	238-314	.758	26	181	207	2.7	170-3	286	162	12	95	900	11.8
TOTAL		117-103	3643/31.1	475-1042	.456	94-265	.355	355-463	.767	68	257	325	2.8	255-3	437	275	13	149	1399	12.0





K.J.  
Doucet

12

Forward / 6-7 / 230 / Sr.  
Austell, Ga.  
(Fort Valley State)

CAREER HONORS

2024-25 Big South Preseason Second Team All-Conference | 2022-23 SIAC Player of the Year | 2022-23 All-SIAC First Team | 2022-23 Div. II Conference Commissioner's Association (D2CCA) All-South Regional Team | 2022-23 D2 HBCU All-America First Team | 2021-22 SIAC Freshman of the Year

CAREER HIGHS				BIG SOUTH			
Points	31	Edward Waters (2/28/23)		Points	28	at Charleston Sou. (1/24/24)	
Minutes	39	Edward Waters (2/28/23)		Minutes	32	UNC Asheville (1/6/24)	
FGM	11	two times		FGM	11	two times	
FGA	28	Edward Waters (2/28/23)		FGA	17	at Radford (2/15/24)	
3PTFGM	4	four times		3PTFGM	3	three times	
3PTFGA	10	three times		3PTFGAs	10	UNC Asheville (1/18/24)	
FTM	13	Edward Waters (2/28/23)		FTM	8	at Longwood (2/10/24)	
FTA	17	Edward Waters (2/28/23)		FTA	11	at Longwood (2/10/24)	
Rebounds	13	Kentucky St. (2/28/22)		Rebounds	11	USC Upstate (1/2/25)	
Assists	5	three times		Assists	4	at Charleston Sou. (1/24/24)	
Blocks	3	Savannah St (2/9/22)		Blocks	2	at USC Upstate (1/6/24)	
Steals	4	two times		Steals	4	UNC Asheville (1/18/24)	
Turnovers	6	Univ. of Ft. Lauderdale (12/30/22)		Turnovers	5	Longwood (1/3/24)	

EXTRA DRIBBLE

- Last year vs. Radford he averaged 12.5 ppg, 2.5 rpg
- Posted back-to-back double-doubles with 14 points, 12 rebounds at Indiana followed by 22 points and 11 rebounds vs. Upstate
- Has four offensive rebounds in each of the last two games
- Failed to reach double-figures for the first time this season in the loss at FSU (8 points) and did so in back-to-back games
- Ranks 41st in the nation in free throw attempts (87) and 5th in the Big South
- Second on the team in scoring, 12th in the Big South (14.5)
- He is 1-of-5 Big South players ranked in the Top 15 of scoring and rebounding
- His 14 points pushed him past 1,500 career points (1,525) and
- Poured in a season-high 23 points in the win over Coastal
- Posted his second double-double in a three-game span with 13 points, 10 rebounds at Louisville
- Put up a double-double of 18 points, 10 rebounds against Georgia Southern
- Had 19 games in double-figures in 2023-24, including a stretch of three straight games with 20 or more points in December
- Last season he ranked 19th in the Big South in scoring (12.4), 11th in free throw percentage (.715) and 14th in three-pointers per game (1.6)
- Scored nine points vs. Toccoa Falls to reach 1,100 career points (reached 1,000 at Coastal Carolina) and surpassed 1,200 in the home win over the Bucs
- Transfer from Fort Valley State
- Scored double-figures in 28-of-29 games played last season and had 20 or more points in nine games
- Scored a career-high 31 points vs. Edward Waters in the final game of the season
- Led the team in scoring his freshman season as well as field goals made, three-point field goals made, free throws made, free throw percentage, total rebounds, defensive rebounds and rebounds per game

Opponent	Date	qs	min	Total		3-Pointers		Free throws		Rebounds				pf	a	t/o	blk	stl	pts	avg	
				fg-fga	pct	3fg-fga	pct	ft-fita	pct	off	def	tot	avg								
PIEDMONT	11/04/24	*	18	6-9	.667	1-2	.500	0-1	.000	3	3	6	6.0	2	1	2	0	1	13	13.0	
LITTLE ROCK	11/09/24	*	27	4-7	.571	3-5	.600	6-8	.750	1	6	7	6.5	2	1	4	0	2	17	15.0	
at Virginia Tech	11/11/24	*	30	7-12	.583	3-4	.750	0-2	.000	2	4	6	6.3	4	0	3	0	0	17	15.7	
WILLIAM & MARY	11/15/24	*	9	4-4	1.000	1-1	1.000	2-4	.500	2	1	3	5.5	5	0	1	0	0	11	14.5	
GA. SOUTHERN	11/16/24	*	27	6-11	.545	2-4	.500	4-9	.444	0	10	10	6.4	4	2	3	0	1	18	15.2	
N.C. CENTRAL	11/17/24	*	23	3-6	.500	0-1	.000	4-4	1.000	2	1	3	5.8	4	0	2	0	2	10	14.3	
at Louisville	11/22/24	*	23	5-11	.455	2-4	.500	1-6	.167	6	4	10	6.4	3	0	3	0	1	13	14.1	
LIU	11/25/24	*	27	6-10	.600	1-2	.500	4-4	1.000	0	4	4	6.1	1	2	1	0	1	17	14.5	
AVERETT	11/27/24	*	23	4-7	.571	0-0	.000	6-6	1.000	1	5	6	6.1	1	1	1	0	1	14	14.4	
at Queens (NC)	12/03/24	*	27	4-8	.500	0-3	.000	5-7	.714	0	5	5	6.0	4	2	1	1	1	13	14.3	
COASTAL CAROLINA	12/07/24	*	31	6-10	.600	1-5	.200	10-14	.714	0	3	3	5.7	3	2	0	0	1	23	15.1	
BOB JONES	12/12/24	*	23	4-6	.667	1-2	.500	4-5	.800	1	5	6	5.8	2	3	4	0	1	13	14.9	
at Florida St.	12/17/24	*	26	4-9	.444	0-1	.000	0-0	.000	2	4	6	5.8	2	0	4	1	0	8	14.4	
MERCER	12/21/24	*	28	2-8	.250	0-2	.000	5-10	.500	2	3	5	5.7	2	1	4	0	0	9	14.0	
at Indiana	12/29/24	*	31	6-19	.316	1-7	.143	1-2	.500	4	8	12	6.1	3	0	3	0	0	14	14.0	
USC UPSTATE	01/02/25	*	30	8-11	.727	1-2	.500	5-5	1.000	4	7	11	6.4	3	2	2	0	2	22	14.5	
Totals			16	403	79-148	.534	17-45	.378	57-87	.655	30	73	103	6.4	45	17	38	2	14	232	14.5

Games played: 16  
Minutes/game: 25.2  
Points/game: 14.5  
FG Pct: 53.4  
3FG Pct: 37.8  
FT Pct: 65.5

Rebounds/game: 6.4  
Assists/game: 1.1  
Turnovers/game: 2.4  
Assist/turnover ratio: 0.4  
Steals/game: 0.9  
Blocks/game: 0.1

				Field Goals		3-Point		F-Throws		Rebounds				Scoring						
SEASON	TEAM	GP-GS	MIN/AVG	FG-FGA	FG%	3FG-3FGA	3FG%	FT-FTA	FT%	OFF	DEF	TOT	AVG	PF-FO	A	TO	BLK	STL	PTS	AVG
2021-22	FVSU	28-28	803/28.7	133-332	.401	40-121	.331	106-137	.774	23	125	148	5.3	94-5	43	60	11	32	412	14.7
2022-23	FVSU	29-29	845/29.1	149-358	.416	34-108	.315	152-201	.756	45	107	152	5.2	99-6	59	73	7	32	484	16.7
2023-24	Win	32-30	766/23.9	129-291	.443	51-144	.354	88-123	.715	39	99	138	4.3	97-8	44	64	9	19	397	12.4
2024-25	Win	16-16	402/25.1	79-148	.534	17-45	.378	57-87	.655	30	73	103	6.4	45-1	17	38	2	14	232	14.5
TOTAL FOR Win		48-46	1168/24.3	208-439	.474	68-189	.360	145-210	.690	69	172	241	5.0	142-9	61	102	11	33	629	13.1
TOTAL		105-103	2816/26.8	490-1129	.434	142-418	.340	403-548	.735	137	404	541	5.2	335-20	163	235	29	97	1525	14.5



Clay Howard

13

Guard / 6-3 / 180 / Jr.  
Aiken, S.C.  
(Aiken H.S.)

CAREER HONORS

CAREER HIGHS			BIG SOUTH		
Points	3	Toccoa Falls (11/29/22)	Points	2	at Charleston Sou. (1/24/24)
Minutes	10	Toccoa Falls (11/29/22)	Minutes	2	at Charleston Sou. (1/24/24)
FGM	1	Toccoa Falls (11/29/22)	FGM	1	at Charleston Sou. (1/24/24)
FGA	3	Toccoa Falls (11/29/22)	FGA	1	at Charleston Sou. (1/24/24)
3PTFGM	1	Toccoa Falls (11/29/22)	3PTFGM		
3PTFGAs	3	Toccoa Falls (11/29/22)	3PTFGAs		
FTM	1	IUPUI (11/18/23)	FTM		
FTA	2	IUPUI (11/18/23)	FTA		
Rebounds	1	three times	Rebounds		
Assists			Assists		
Blocks			Blocks		
Steals	1	three times	Steals		
Turnovers	1	Toccoa Falls (11/29/22)	Turnovers		

EXTRA DRIBBLE

- Has not played in a game this season
- Scored a career-high eight points in four minutes off the bench vs. Toccoa Falls
- Hit multiple threes in the game for first time in his collegiate career
- Off the bench for a season-high five minutes vs. Brevard
- In 2022-23 he played a career-high 10 minutes vs. Toccoa Falls and scored first collegiate points with a three
- Saw first action in final minute of win over Eastern Michigan
- Was a team captain in high school and graduated Magna Cum Laude

				Field Goals		3-Point		F-Throws		Rebounds									Scoring	
SEASON	TEAM	GP-GS	MIN/AVG	FG-FGA	FG%	3FG-3FGA	3FG%	FT-FTA	FT%	OFF	DEF	TOT	AVG	PF-FO	A	TO	BLK	STL	PTS	AVG
2022-23	Win	3-0	11/3.6	1-3	.333	1-3	.333	0-0	.000	0	1	1	0.3	2-0	0	1	0	1	3	1.0
2023-24	Win	7-0	19/2.7	4-11	.364	2-5	.400	1-3	.333	0	2	2	0.3	1-0	0	0	0	3	11	1.6
TOTAL		10-0	30/3.0	5-14	.357	3-8	.375	1-3	.333	0	3	3	0.3	3-0	0	1	0	4	14	1.4



Noah  
Van Bibber

14

Guard / 6-5 / 190 / So.  
Debary, Fla.  
(Concord Academy)

CAREER HONORS

CAREER HIGHS				BIG SOUTH			
Points	22	Holy Cross (11/17/23)		Points	8	USC Upstate (2/24/24)	
Minutes	19	Brevard (11/8/23)		Minutes	9	USC Upstate (2/24/24)	
FGM	6	Holy Cross (11/17/23)		FGM	2	USC Upstate (2/24/24)	
FGA	9	Holy Cross (11/17/23)		FGA	3	USC Upstate (2/24/24)	
3PTFGM	6	Holy Cross (11/17/23)		3PTFGM	2	USC Upstate (2/24/24)	
3PTFGAs	8	Holy Cross (11/17/23)		3PTFGAs	3	USC Upstate (2/24/24)	
FTM	4	Holy Cross (11/17/23)		FTM	2	USC Upstate (2/24/24)	
FTA	4	Holy Cross (11/17/23)		FTA	3	USC Upstate (2/24/24)	
Rebounds	5	Brevard (11/8/23)		Rebounds	1	Charleston Sou. (2/7/24)	
Assists	1	two times		Assists			
Blocks				Blocks			
Steals	1	Queens (12/5/23)		Steals			
Turnovers	2	two times		Turnovers	1	at Charleston Sou. (1/24/24)	

EXTRA DRIBBLE

- Played six minutes off the bench vs. Bob Jones, finishing with three points and a rebound
- Was 2-for-3 in the opener vs. Piedmont, but is 1-for-8 since
- One of the first off the bench vs. N.C. Central but finished with just three minutes
- Saw a season-high 10 minutes in the opener vs. Piedmont, finishing the game with six points on 2-of-3 shooting behind the arc
- Came off the bench to score a career-high 22 points in the win over Holy Cross (11/17/23)
- Knocked down six threes in the game
- Was the first Winthrop freshman with a 20-point game since D.J. Burns Jr. had 23 at Charleston Southern on Jan. 30, 202
- The last freshman guard to score 20 or more points was Russell Jones Jr. on Dec. 12, 2019 vs. Elon

Opponent	Date	gs	min	Total		3-Pointers		Free throws		Rebounds				pf	a	t/o	blk	stl	pts	avg
				fg-fga	pct	3fg-fga	pct	ft-fta	pct	off	def	tot	avg							
PIEDMONT	11/04/24		10	2-3	.667	2-3	.667	0-0	.000	0	1	1	1.0	0	0	0	0	0	6	6.0
LITTLE ROCK	11/09/24		1	0-0	.000	0-0	.000	0-0	.000	0	0	0	0.5	0	0	0	0	0	0	3.0
N.C. CENTRAL	11/17/24		3	0-2	.000	0-2	.000	0-0	.000	0	0	0	0.3	1	0	0	0	0	0	2.0
LIU	11/25/24		8	1-4	.250	1-3	.333	0-0	.000	0	1	1	0.5	0	0	0	0	0	3	2.3
AVERETT	11/27/24		6	0-4	.000	0-3	.000	0-0	.000	1	1	2	0.8	0	0	0	0	0	0	1.8
BOB JONES	12/12/24		6	1-2	.500	1-2	.500	0-0	.000	0	1	1	0.8	1	0	0	0	0	3	2.0
Totals		0	34	4-15	.267	4-13	.308	0-0	.000	1	4	5	0.8	2	0	0	0	0	12	2.0

Games played: 6

Minutes/game: 5.7

Points/game: 2.0

FG Pct: 26.7

3FG Pct: 30.8

Rebounds/game: 0.8

				Field Goals		3-Point		F-Throws		Rebounds				Scoring						
SEASON	TEAM	GP-GS	MIN/AVG	FG-FGA	FG%	3FG-3FGA	3FG%	FT-FTA	FT%	OFF	DEF	TOT	AVG	PF-FO	A	TO	BLK	STL	PTS	AVG
2023-24	Win	18-0	159/8.8	21-66	.318	16-52	.308	12-14	.857	10	12	22	1.2	29-0	2	7	0	1	70	3.9
2024-25	Win	6-0	33/5.5	4-15	.267	4-13	.308	0-0	.000	1	4	5	0.8	2-0	0	0	0	0	12	2.0
TOTAL		24-0	192/8.0	25-81	.309	20-65	.308	12-14	.857	11	16	27	1.1	31-0	2	7	0	1	82	3.4



Tommy  
Kamarad

15

Forward / 6-8 / 205 / Sr.  
Buford, Ga.  
(Arkansas Tech)

CAREER HONORS

CAREER HIGHS				BIG SOUTH			
Points	22	five times		Points			
Minutes	38	at Southeastern Oklahoma (2/1/24)		Minutes	5	USC Upstate (1/2/25)	
FGM	9	at Oklahoma Baptist (1/11/24)		FGM			
FGA	15	at Southeastern Oklahoma (2/1/24)		FGA	1	USC Upstate (1/2/25)	
3PTFGM	5	three times		3PTFGM			
3PTFGA	10	at Southeastern Oklahoma (2/1/24)		3PTFGAs	1	USC Upstate (1/2/25)	
FTM	8	two times		FTM			
FTA	8	two times		FTA	2	USC Upstate (1/2/25)	
Rebounds	11	Northwestern Oklahoma (3/9/24)		Rebounds			
Assists	4	Ouachita Baptist (12/2/23)		Assists			
Blocks	3	four times		Blocks			
Steals	3	two times		Steals			
Turnovers	2	Piedmont (11/4/24)		Turnovers			

EXTRA DRIBBLE

- Had three rebounds off bench vs. Mercer, his sixth game of the season with three or more
- Solid game off the bench vs. LIU with seven points, a rebound, assist, two blocks and a steal in 12 minutes
- 4-for-8 behind the arc in the first two games, just 1-for-23 since
- After failing to score in four of the previous five games he's scored in four straight (10 points)
- Posted a season-high 13 points in the win over Little Rock
- Seen double-digit minutes in 10-of-12 games with a season-high 20 vs. William & Mary
- Started the first five games of the season (5.2 ppg, 4.6 rpg)
- Had 26 points in first four games and just two in the last three
- After starting the season 4-for-8 behind the arc, he's 0-for-9 since
- Played the last two seasons at Arkansas Tech, starting 58-of-63 games played
- Helped the team to a Great American Conference Championship
- Named to the GACC All-Tournament Team
- Began career at Otero Junior College where he played 45 games

Opponent	Date	gs	min	Total		3-Pointers		Free throws		Rebounds											
				fg-fga	pct	3fg-fga	pct	ft-fga	pct	off	def	tot	avg	pf	a	t/o	blk	stl	pts	avg	
PIEDMONT	11/04/24	*	16	2-5	.400	1-4	.250	2-3	.667	1	6	7	7.0	1	0	2	1	0	7	7.0	
LITTLE ROCK	11/09/24	*	13	4-6	.667	3-4	.750	2-5	.400	1	4	5	6.0	0	0	1	0	0	13	10.0	
at Virginia Tech	11/11/24	*	18	1-3	.333	0-2	.000	0-0	.000	2	0	2	4.7	3	1	1	0	1	2	7.3	
WILLIAM & MARY	11/15/24	*	20	2-5	.400	0-3	.000	0-0	.000	3	3	6	5.0	4	1	0	0	2	4	6.5	
GA. SOUTHERN	11/16/24	*	16	0-1	.000	0-1	.000	0-0	.000	1	2	3	4.6	1	0	1	0	0	0	5.2	
N.C. CENTRAL	11/17/24		10	1-2	.500	0-1	.000	0-0	.000	1	1	2	4.2	0	0	0	0	0	2	4.7	
at Louisville	11/22/24		10	0-3	.000	0-2	.000	0-0	.000	0	0	0	3.6	1	0	0	0	1	0	4.0	
LIU	11/25/24		12	2-4	.500	1-3	.333	2-5	.400	0	1	1	3.3	2	1	1	2	1	7	4.4	
AVERETT	11/27/24		17	0-3	.000	0-3	.000	0-0	.000	0	3	3	3.2	0	1	0	1	1	0	3.9	
at Queens (NC)	12/03/24		3	0-0	.000	0-0	.000	0-0	.000	0	0	0	2.9	1	0	0	0	0	0	3.5	
COASTAL CAROLINA	12/07/24		6	0-0	.000	0-0	.000	0-0	.000	0	1	1	2.7	1	0	0	0	0	0	3.2	
BOB JONES	12/12/24		12	2-5	.400	0-2	.000	0-0	.000	0	1	1	2.6	1	1	0	0	1	4	3.3	
at Florida St.	12/17/24		12	0-5	.000	0-4	.000	1-3	.333	1	1	2	2.5	2	1	1	1	0	1	3.1	
MERCER	12/21/24		6	1-2	.500	0-1	.000	1-2	.500	2	1	3	2.6	0	0	0	0	0	3	3.1	
at Indiana	12/29/24		8	1-2	.500	0-1	.000	0-0	.000	1	0	1	2.5	0	0	0	0	0	2	3.0	
USC UPSTATE	01/02/25		5	0-1	.000	0-1	.000	0-2	.000	0	0	0	2.3	0	0	0	0	0	0	2.8	
Totals		5	184	16-47	.340	5-32	.156	8-20	.400	13	24	37	2.3	17	6	7	5	7	45	2.8	

Games played: 16  
Minutes/game: 11.5  
Points/game: 2.8  
FG Pct: 34.0  
3FG Pct: 15.6  
FT Pct: 40.0

Rebounds/game: 2.3  
Assists/game: 0.4  
Turnovers/game: 0.4  
Assist/turnover ratio: 0.9  
Steals/game: 0.4  
Blocks/game: 0.3

				Field Goals		3-Point		F-Throws		Rebounds								Scoring		
SEASON	TEAM	GP-GS	MIN/AVG	FG-FGA	FG%	3FG-3FGA	3FG%	FT-FTA	FT%	OFF	DEF	TOT	AVG	PF-FO	A	TO	BLK	STL	PTS	AVG
2022-23	ATU	31-28	707/22.8	81-195	.415	29-81	.358	52-62	.839	35	86	121	3.9	74-1	27	36	24	26	243	7.8
2023-24	ATU	32-30	873/27.3	143-281	.509	47-118	.398	58-71	.817	53	112	165	5.2	84-3	42	47	33	17	391	12.2
2024-25	Win	16-5	183/11.4	16-47	.340	5-32	.156	8-20	.400	13	24	37	2.3	17-0	6	7	5	7	45	2.8
TOTAL FOR Win		16-5	183/11.4	16-47	.340	5-32	.156	8-20	.400	13	24	37	2.3	17-0	6	7	5	7	45	2.8
TOTAL		79-63	1762/22.3	240-523	.459	81-231	.351	118-153	.771	101	222	323	4.1	175-4	75	90	62	50	679	8.6





Tai  
Hamilton

21

Forward / 6-10 / 200 / So.  
Charlotte, N.C.  
(William & Mary)

CAREER HONORS

CAREER HIGHS				BIG SOUTH			
Points	10	Piedmont (11/4/24)		Points	1	USC Upstate (1/2/25)	
Minutes	23	at Col. of Charleston (2/19/24)		Minutes	9	USC Upstate (1/2/25)	
FGM	4	two times		FGM			
FGA	5	at Queens (12/3/24)		FGA			
3PTFGM				3PTFGM			
3PTFGA				3PTFGAs			
FTM	4	Piedmont (11/4/24)		FTM	1	USC Upstate (1/2/25)	
FTA	6	Piedmont (11/4/24)		FTA	2	USC Upstate (1/2/25)	
Rebounds	10	Piedmont (11/4/24)		Rebounds	4	USC Upstate (1/2/25)	
Assists	2	two times		Assists			
Blocks	4	two times		Blocks	1	USC Upstate (1/2/25)	
Steals	3	Delaware (2/1/24)		Steals			
Turnovers	3	three times		Turnovers			

EXTRA DRIBBLE

- Has five multi-block games and is 7th in the Big South in blocks per game (1.1)
- Played double-digit minutes in seven of the last nine games
- Only played nine minutes vs. Mercer after seeing 12 or more minutes in six previous games
- Solid game off bench vs. Bob Jones with six points, five rebounds and two blocks
- Played a season-high 17 minutes at Queens, finishing with nine points, 3 rebounds and two blocks
- Tied career-best four blocks vs. LIU and also had two steals
- Posted a double-double in the opener with 10 points, 10 rebounds (both career-highs)
- Set a career-high in blocks with four vs. Piedmont
- Played in 26 games as a freshman at William & Mary
- Ranked 14th in the Coastal Athletic Association in blocks per game (nearly one per game - .85)
- Only played two years of high school basketball
- Selected for Queen City All-Star Game in 2023
- Led state of North Carolina with 4.6 blocks per game in 2021-22
- Played AAU for ACE Elite in 2021 and 2022

Opponent	Date	gs	min	Total		3-Pointers		Free throws		Rebounds				pf	a	t/o	blk	stl	pts	avg
				fg-fga	pct	3fg-fga	pct	ft-fta	pct	off	def	tot	avg							
PIEDMONT	11/04/24		11	3-3	1.000	0-0	.000	4-6	.667	5	5	10	10.0	4	2	0	4	1	10	10.0
LITTLE ROCK	11/09/24		6	1-1	1.000	0-0	.000	0-0	.000	1	0	1	5.5	4	0	0	0	0	2	6.0
at Virginia Tech	11/11/24		3	0-0	.000	0-0	.000	0-0	.000	1	2	3	4.7	0	0	0	2	0	0	4.0
WILLIAM & MARY	11/15/24		7	0-1	.000	0-0	.000	2-4	.500	1	1	2	4.0	1	0	0	1	0	2	3.5
GA. SOUTHERN	11/16/24		6	0-0	.000	0-0	.000	2-2	1.000	0	1	1	3.4	1	0	0	0	0	2	3.2
N.C. CENTRAL	11/17/24		3	0-0	.000	0-0	.000	0-0	.000	2	0	2	3.2	1	0	2	0	0	0	2.7
at Louisville	11/22/24		9	0-2	.000	0-0	.000	1-4	.250	2	1	3	3.1	0	0	0	0	1	1	2.4
LIU	11/25/24		13	1-1	1.000	0-0	.000	0-0	.000	0	1	1	2.9	1	0	0	4	2	2	2.4
AVERETT	11/27/24		14	2-3	.667	0-0	.000	1-1	1.000	3	1	4	3.0	5	2	1	0	0	5	2.7
at Queens (NC)	12/03/24		17	4-5	.800	0-0	.000	1-3	.333	1	2	3	3.0	3	0	0	2	0	9	3.3
COASTAL CAROLINA	12/07/24		12	2-3	.667	0-0	.000	1-1	1.000	0	3	3	3.0	4	0	1	0	0	5	3.5
BOB JONES	12/12/24		16	2-3	.667	0-0	.000	2-2	1.000	2	3	5	3.2	1	0	1	2	1	6	3.7
at Florida St.	12/17/24		14	0-4	.000	0-0	.000	0-1	.000	2	0	2	3.1	3	0	1	0	1	0	3.4
MERCER	12/21/24		9	0-0	.000	0-0	.000	1-2	.500	1	2	3	3.1	3	0	1	1	0	1	3.2
at Indiana	12/29/24		11	0-1	.000	0-0	.000	0-0	.000	0	3	3	3.1	2	0	0	1	2	0	3.0
USC UPSTATE	01/02/25		9	0-0	.000	0-0	.000	1-2	.500	2	2	4	3.1	2	0	0	1	0	1	2.9
Totals		0	160	15-27	.556	0-0	.000	16-28	.571	23	27	50	3.1	35	4	7	18	8	46	2.9

Games played: 16  
Minutes/game: 10.0  
Points/game: 2.9  
FG Pct: 55.6  
FT Pct: 57.1

Rebounds/game: 3.1  
Assists/game: 0.3  
Turnovers/game: 0.4  
Assist/turnover ratio: 0.6  
Steals/game: 0.5  
Blocks/game: 1.1

				Field Goals		3-Point		F-Throws		Rebounds											Scoring	
SEASON	TEAM	GP-GS	MIN/AVG	FG-FGA	FG%	3FG-3FGA	3FG%	FT-FTA	FT%	OFF	DEF	TOT	AVG	PF-FO	A	TO	BLK	STL	PTS	AVG		
2023-24	W&M	26-0	316/12.2	16-28	.571	0-0	.000	6-23	.261	25	55	80	3.1	64-4	6	18	22	13	38	1.5		
2024-25	Win	16-0	159/9.9	15-27	.556	0-0	.000	16-28	.571	23	27	50	3.1	35-1	4	7	18	8	46	2.9		
TOTAL FOR Win		16-0	159/9.9	15-27	.556	0-0	.000	16-28	.571	23	27	50	3.1	35-1	4	7	18	8	46	2.9		
TOTAL		42-0	475/11.3	31-55	.564	0-0	.000	22-51	.431	48	82	130	3.1	99-5	10	25	40	21	84	2.0		



Henry Harrison

22

Guard / 5-11 / 175 / So.  
Lewisburg, Pa.  
(Lewisburg H.S.)

CAREER HONORS

CAREER HIGHS				BIG SOUTH			
Points	3	three times		Points			
Minutes	4	two times		Minutes	2	at Charleston Southern (1/24/24)	
FGM	1	four times		FGM			
FGA	3	Piedmont (11/4/24)		FGA			
3PTFGM	1	three times		3PTFGM			
3PTFGAs	2	Piedmont (11/4/24)		3PTFGAs			
FTM				FTM			
FTA				FTA			
Rebounds				Rebounds			
Assists	1	Bob Jones (11/28/23)		Assists			
Blocks				Blocks			
Steals	1	Charleston Southern (2/7/24)		Steals	1	Charleston Southern (2/7/24)	
Turnovers	1	three times		Turnovers			

- EXTRA DRIBBLE
- Seen action in three games this season
  - Made all of his three-point attempts (3-for-3) as a freshman
  - Had a season-high four minutes vs. Brevard/vs. Toccoa Falls
  - Lettered in soccer (4 yrs.) and basketball (3 yrs.) at Lewisburg H.S.
  - Was team captain in 2023 and named to First Team All-Conference

Opponent	Date	gs	min	Total		3-Pointers		Free throws		Rebounds				pf	a	t/o	blk	stl	pts	avg
				fg-fga	pct	3fg-fga	pct	ft-fga	pct	off	def	tot	avg							
PIEDMONT	11/04/24	3		1-3	.333	0-2	.000	0-0	.000	0	0	0	0.0	0	0	0	0	0	2	2.0
LITTLE ROCK	11/09/24	1		0-0	.000	0-0	.000	0-0	.000	0	0	0	0.0	0	0	0	0	0	0	1.0
LIU	11/25/24	1		0-0	.000	0-0	.000	0-0	.000	0	0	0	0.0	0	0	0	0	0	0	0.7
AVERETT	11/27/24	3		0-2	.000	0-2	.000	0-0	.000	0	0	0	0.0	1	0	0	0	0	0	0.5
BOB JONES	12/12/24	3		0-2	.000	0-2	.000	0-0	.000	0	0	0	0.0	0	1	0	0	0	0	0.4
Totals		0	11	1-7	.143	0-6	.000	0-0	.000	0	0	0	0.0	1	1	0	0	0	2	0.4

Games played: 5  
Minutes/game: 2.2  
Points/game: 0.4  
FG Pct: 14.3  
3FG Pct: 0.0

Assists/game: 0.2  
Assist/turnover ratio: 99.9

				Field Goals		3-Point		F-Throws		Rebounds										Scoring	
SEASON	TEAM	GP-GS	MIN/AVG	FG-FGA	FG%	3FG-3FGA	3FG%	FT-FTA	FT%	OFF	DEF	TOT	AVG	PF-FO	A	TO	BLK	STL	PTS	AVG	
2023-24	Win	7-0	16/2.3	3-3	1.000	3-3	1.000	0-0	.000	0	0	0	0.0	0-0	1	3	0	1	9	1.3	
2024-25	Win	5-0	11/2.2	1-7	.143	0-6	.000	0-0	.000	0	0	0	0.0	1-0	1	0	0	0	2	0.4	
TOTAL		12-0	27/2.3	4-10	.400	3-9	.333	0-0	.000	0	0	0	0.0	1-0	2	3	0	1	11	0.9	



Logan Duncomb 51

Center / 6-10 / 230 / Jr.  
Cincinnati, Ohio  
(Xavier)

CAREER HONORS

CAREER HIGHS				BIG SOUTH			
Points	10	Elon (12/20/22)		Points			
Minutes	17	Elon (12/20/22)		Minutes			
FGM	5	Elon (12/20/22)		FGM			
FGA	6	Elon (12/20/22)		FGA			
3PTFGM				3PTFGM			
3PTFGA				3PTFGAs			
FTM	4	Little Rock (11/9/24)		FTM			
FTA	5	Little Rock (11/9/24)		FTA			
Rebounds	5	Elon (12/20/22)		Rebounds			
Assists	2	Elon (12/20/22)		Assists			
Blocks	2	Jackson St. (11/25/22)		Blocks			
Steals	1	two times		Steals			
Turnovers	2	Georgia Southern (11/16/24)		Turnovers			

EXTRA DRIBBLE

- Returned to action vs. Mercer after missing the previous nine games
- Put in a solid seven minutes off the bench at Indiana (2 rebounds, 2 points)
- Has three or more rebounds in three of the six games played (missed the opener)
- Began collegiate career at Indiana, transferred to Xavier and now at Winthrop
- Has battled through injuries most of his collegiate career
- Played in 18 games in two seasons at Indiana
- Led Moeller High School to a state title in 2019
- Named the GCL Co-Player of the Year
- McDonalds All-American Nominee

Opponent	Date	gs	min	Total		3-Pointers		Free throws		Rebounds				pf	a	t/o	blk	stl	pts	avg
				fg-fga	pct	3fg-fga	pct	ft-fga	pct	off	def	tot	avg							
LITTLE ROCK	11/09/24	8		1-2	.500	0-0	.000	4-5	.800	2	1	3	3.0	4	0	0	0	0	6	6.0
at Virginia Tech	11/11/24	8		0-2	.000	0-0	.000	0-0	.000	0	1	1	2.0	0	0	0	0	0	0	3.0
WILLIAM & MARY	11/15/24	4		1-3	.333	0-0	.000	0-0	.000	1	2	3	2.3	2	0	1	0	0	2	2.7
GA. SOUTHERN	11/16/24	4		0-1	.000	0-0	.000	3-4	.750	0	0	0	1.8	2	0	2	0	0	3	2.8
N.C. CENTRAL	11/17/24	6		1-1	1.000	0-0	.000	0-0	.000	0	3	3	2.0	1	0	1	1	0	2	2.6
MERCER	12/21/24	3		0-0	.000	0-0	.000	0-0	.000	0	0	0	1.7	1	0	1	0	0	0	2.2
at Indiana	12/29/24	7		1-2	.500	0-0	.000	0-1	.000	0	2	2	1.7	0	0	0	0	0	2	2.1
Totals		0	40	4-11	.364	0-0	.000	7-10	.700	3	9	12	1.7	10	0	5	1	0	15	2.1

Games played: 7  
Minutes/game: 5.7  
Points/game: 2.1  
FG Pct: 36.4  
FT Pct: 70.0

Rebounds/game: 1.7  
Turnovers/game: 0.7  
Blocks/game: 0.1

				Field Goals		3-Point		F-Throws		Rebounds										Scoring	
SEASON	TEAM	GP-GS	MIN/AVG	FG-FGA	FG%	3FG-3FGA	3FG%	FT-FTA	FT%	OFF	DEF	TOT	AVG	PF-FO	A	TO	BLK	STL	PTS	AVG	
2021-22	IND	9-0	19/2.1	2-4	.500	0-0	.000	2-2	1.000	3	3	6	0.7	3-0	1	3	1	1	6	0.7	
2022-23	IND	9-0	51/5.7	12-16	.750	0-0	.000	2-7	.286	5	10	15	1.7	8-0	2	3	5	1	26	2.9	
2024-25	Win	7-0	38/5.5	4-11	.364	0-0	.000	7-10	.700	3	9	12	1.7	10-0	0	5	1	0	15	2.1	
TOTAL FOR Win		7-0	38/5.5	4-11	.364	0-0	.000	7-10	.700	3	9	12	1.7	10-0	0	5	1	0	15	2.1	
TOTAL		25-0	108/4.3	18-31	.581	0-0	.000	11-19	.579	11	22	33	1.3	21-0	3	11	7	2	47	1.9	



Bryce Baker

55

Guard / 6-5 / 200 / Jr.  
Mooresville, N.C.  
(Old Dominion)

CAREER HONORS

CAREER HIGHS				BIG SOUTH			
Points	18	at Florida State (12/17/24)		Points			
Minutes	30	William & Mary (11/15/24)		Minutes	11	USC Upstate (1/2/25)	
FGM	6	three times		FGM			
FGA	12	at Florida State (12/17/24)		FGA	2	USC Upstate (1/2/25)	
3PTFGM	6	at Florida State (12/17/24)		3PTFGM			
3PTFGA	12	at Florida State (12/17/24)		3PTFGAs	2	USC Upstate (1/2/25)	
FTM	4	Virginia Wesleyan (11/6/23)		FTM			
FTA	5	at Coastal Carolina (1/28/23)		FTA			
Rebounds	7	two times		Rebounds	3	USC Upstate (1/2/25)	
Assists	3	two times		Assists			
Blocks	1	seven times		Blocks			
Steals	3	at Marshall (1/14/23)		Steals	)		
Turnovers	4	at Florida State (12/17/24)		Turnovers	1	USC Upstate (1/2/25)	

EXTRA DRIBBLE

- Didn't score on 0-for-3 shooting at Indiana (3rd game without points this season)
- Was in double-figures back-to-back games after 12 off the bench vs. Mercer
- Finished the game 4-for-5 from three and is now 10-of-17 the last two games
- Scored 15 of his career-high 18 points in the second half of the loss at FSU
- Was 6-for-12 behind the arc, setting a career-best for made threes in a single-game
- Ranked 7th in the Big South with 2.0 threes per game
- Posted six points, six rebounds vs. Bob Jones
- In the seven games he's hit multiple threes he's a combined 27-for-59 (46%)
- In games he's hit one or fewer threes he's a combined 3-for-30
- Has multiple threes in back-to-back games three times this season
- Has eight games with multiple threes, Eagles 7-1 in those games
- Has six or more rebounds in five games and at least four or more in 11 games
- Transfer from Old Dominion where he played in 32 games last season with seven starts
- Was second on the team with 42 three-pointers made
- Named Most Efficient Player on the AAU Under Armour Circuit for Team Charlotte
- Led Combine Academy to a state title in 2020 (North Carolina)
- Led Davidson Day to a state tile in 2019 (North Carolina)

Opponent	Date	qs	min	Total		3-Pointers		Free throws		Rebounds				pf	a	t/o	blk	stl	pts	avg
				fg-fga	pct	3fg-fga	pct	ft-fita	pct	off	def	tot	avg							
PIEDMONT	11/04/24		15	6-11	.545	4-8	.500	0-0	.000	1	3	4	4.0	1	0	0	0	0	16	16.0
LITTLE ROCK	11/09/24	*	24	2-8	.250	2-7	.286	2-2	1.000	2	4	6	5.0	1	1	2	0	0	8	12.0
at Virginia Tech	11/11/24	*	24	0-8	.000	0-8	.000	0-0	.000	1	6	7	5.7	1	2	0	0	0	0	8.0
WILLIAM & MARY	11/15/24	*	30	6-11	.545	4-9	.444	0-0	.000	0	6	6	5.8	1	1	0	0	1	16	10.0
GA. SOUTHERN	11/16/24	*	29	2-6	.333	1-5	.200	0-2	.000	0	6	6	5.8	2	1	0	1	2	5	9.0
N.C. CENTRAL	11/17/24	*	21	0-5	.000	0-3	.000	0-0	.000	0	4	4	5.5	0	1	1	1	0	0	7.5
at Louisville	11/22/24		22	1-6	.167	1-6	.167	2-2	1.000	1	3	4	5.3	0	0	2	0	1	5	7.1
LIU	11/25/24		20	3-8	.375	2-5	.400	0-0	.000	0	5	5	5.3	3	2	1	0	2	8	7.3
AVERETT	11/27/24		18	4-8	.500	3-7	.429	0-0	.000	0	1	1	4.8	0	1	1	1	1	11	7.7
at Queens (NC)	12/03/24		16	1-4	.250	0-2	.000	0-0	.000	1	2	3	4.6	1	0	1	0	0	2	7.1
COASTAL CAROLINA	12/07/24		10	1-4	.250	1-3	.333	0-0	.000	1	0	1	4.3	3	0	1	0	0	3	6.7
BOB JONES	12/12/24		16	2-7	.286	2-6	.333	0-0	.000	2	4	6	4.4	1	3	2	0	0	6	6.7
at Florida St.	12/17/24		23	6-12	.500	6-12	.500	0-0	.000	1	4	5	4.5	0	0	4	0	2	18	7.5
MERCER	12/21/24		20	4-5	.800	4-5	.800	0-1	.000	0	4	4	4.4	3	0	0	0	1	12	7.9
at Indiana	12/29/24		12	0-3	.000	0-3	.000	0-0	.000	0	1	1	4.2	1	0	0	0	0	0	7.3
USC UPSTATE	01/02/25		11	0-2	.000	0-2	.000	0-0	.000	0	3	3	4.1	1	0	1	0	0	0	6.9
Totals		5	311	38-108	.352	30-91	.330	4-7	.571	10	56	66	4.1	19	12	16	3	10	110	6.9

Games played: 16  
Minutes/game: 19.4  
Points/game: 6.9  
FG Pct: 35.2  
3FG Pct: 33.0  
FT Pct: 57.1

Rebounds/game: 4.1  
Assists/game: 0.8  
Turnovers/game: 1.0  
Assist/turnover ratio: 0.8  
Steals/game: 0.6  
Blocks/game: 0.2

				Field Goals		3-Point		F-Throws		Rebounds										Scoring	
SEASON	TEAM	GP-GS	MIN/AVG	FG-FGA	FG%	3FG-3FGA	3FG%	FT-FTA	FT%	OFF	DEF	TOT	AVG	PF-FO	A	TO	BLK	STL	PTS	AVG	
2022-23	ODU	27-9	323/12.0	26-74	.351	21-63	.333	4-9	.444	13	26	39	1.4	20-0	5	6	3	10	77	2.9	
2023-24	ODU	32-3	632/19.8	56-158	.354	42-124	.339	7-12	.583	23	50	73	2.3	28-0	20	11	2	12	161	5.0	
2024-25	Win	16-5	311/19.5	38-108	.352	30-91	.330	4-7	.571	10	56	66	4.1	19-0	12	16	3	10	110	6.9	
TOTAL FOR Win		16-5	311/19.5	38-108	.352	30-91	.330	4-7	.571	10	56	66	4.1	19-0	12	16	3	10	110	6.9	
TOTAL		75-17	1267/16.9	120-340	.353	93-278	.335	15-28	.536	46	132	178	2.4	67-0	37	33	8	32	348	4.6	